

Ford

TOURNEO CONNECT



Models Zetec

Key exterior features

- 16" 5x2-spoke alloy wheels, painted Sparkle Silver
- Front fog lights
- Electrically-operated and heated door mirrors
- New front styling with 5-bar grille
- Body colour front bumper
- Ford Easy Fuel capless refuelling system
- Remote central locking
- Rear tailgate

Key interior features

- DAB Radio system with 4.2" TFT, MP3 capability, Bluetooth® and USB connectivity, steering wheel remote audio controls and six speakers
- Manual air conditioning
- Trip computer
- Electrically-operated front and rear windows with one-shot down on driver's side
- 12 V AUX power point in front and rear
- Dual cup holders
- Front overhead shelf and instrument panel stowage box
- Rear overhead courtesy lights
- Rake- and reach-adjustable steering column
- Fold-flat third row seats (7-seat Grand Tourneo)
- Quickclear heated windscreen
- Front dome light with two map lights
- Cruise Control with Intelligent Speed Assist
- 4-spoke leather-trimmed steering wheel
- Front floor mats

Bodystyles

Tourneo Connect

Grand Tourneo Connect

Engines

1.5 Ford EcoBlue diesel 100 PS (74 kW)



Front overhead stowage area
(Standard)



Electrically-operated and heated door mirrors
(Standard)

Note The Bluetooth® word mark and logos are owned by the Bluetooth SIG, Inc. and any use of such marks by Ford Motor Company Limited and its associated companies is under licence. Other trademarks and trade names are those of their respective owners.



Model shown is a Tourneo Connect Trend in Moondust Silver metallic body colour (option).

Models Titanium

Exterior features in addition to Zetec

- 16" 5x2-spoke alloy wheels, painted Luster Nickel
- Rear parking distance sensors
- Automatic headlights and rain-sensing wipers
- Body colour door handles, bodyside mouldings and rear bumper
- Power-foldable and heated body colour door mirrors
- Rear privacy glass
- Static cornering front fog lights

Interior features in addition to Zetec

- Electrically-operated front and rear windows with one touch global opening/closing
- Ford Power start button
- Panorama roof
- Air conditioning - Dual-zone Electronic Automatic Temp Control
- 2nd row centre armrest unit
- Auto-dimming rear-view mirror

Bodystyles

Tourneo Connect
Grand Tourneo Connect

Engines

1.5 Ford EcoBlue diesel 100 PS (74 kW)



Panorama roof with privacy glass
(Standard)



16" 5x2-spoke Premium Silver alloy wheels
(Standard)




Model shown is a Tourneo Connect Titanium in Magnetic metallic body colour (option).

FORD TOURNEO CONNECT Trim and body colour availability

	Solid body colours			Premium body colours				Exclusive body colours	
	Frozen White	Blazer Blue	Race Red	Moon dust Silver	Magnetic	Chrome Blue	Agate Black	Dark Carmine Red	Diffused Silver
Zetec									
Seat facing trim and colour: Capitol in Ebony									
Seat bolster trim and colour: City in Ebony									
Door trim and colour: City Fabric in Ebony									
Upper instrument panel/Environment colour: Ebony in Dark Palazzo Grey									
Titanium									
Seat facing trim and colour: Ligne in Dark Palazzo Grey									
Seat bolster trim and colour: Marl/City in Dark Palazzo Grey in Ebony									
Door trim and colour: City Fabric in Ebony									
Upper instrument panel/Environment colour: Ebony/Dark Palazzo Grey									


*Metallic and mica paint is an option at extra cost.
All dimensions (shown in mm) are subject to manufacturing tolerances and refer to minimum specification models and do not include additional equipment. These illustrations are for guidance only. Dimensions may vary dependent on the model and equipment fitted.

FORD TOURNEO CONNECT Dimensions



	Tourneo Connect	Grand Tourneo Connect	
		5 seats	7 seats
Overall length	4425	4825	4825
Overall width with mirrors/with folded mirrors/without mirrors	2137/1967/1835	2137/1967/1835	2137/1967/1835
Overall height (unladen)	1819	1820	1820
Side door entry width	612	839	839
Loadspace width between wheel arches	1193	1193	1193
Loadspace width at floor	1533	1496	1496
Loadspace floor to roof	1245	1234	1234
Turning Circle (m)	11.0	12.2	12.2


■ Standard
□ Option



5-seat


1838L

Rear seats folded



1029L


All seats upright



Grand 5-seat


2761L

Rear seats folded



1529L


All seats upright



Grand 7-seat

2620L*

1287L**



322L

All seats upright

*Second and third row seats folded
**Third row seats folded

Weights, loads, fuel, performance and emissions

The test used to establish fuel consumption and CO₂ figures has changed to deliver results that are more representative of real driving. The Worldwide Harmonised Light Vehicle Test Procedure (WLTP) has replaced the old NEDC test. The Fuel Consumption and CO₂ figures shown are derived from the new WLTP test. This will produce more accurate figures which most likely will be greater than those arrived at using the NEDC test. Please be mindful of this in making comparisons between vehicles where some manufacturers may still display the old NEDC figures. It should be noted that vehicle registration tax (VRT) and where applicable motor tax is not based on these WLTP figures in 2020, these figures are for information purposes only. For further information please visit <https://www.ford.ie/owner/resources-and-support/fuel-economy>

Understanding fuel data – The table below shows the fuel consumption (WLTP) and CO₂ emissions (WLTP) for each available engine when fitted on a standard specification Transit Courier (with no options or accessories). Adding options or accessories to your chosen vehicle can Impact WLTP fuels consumption and CO₂ emissions. Please speak to your Ford Dealer for more information.

	Tourneo Connect	Grand Tourneo Connect (7 Seats)	
	1.5 Ford EcoBlue 100 PS (74 kW)	1.5 Ford EcoBlue 100 PS (74 kW)	1.5 Ford EcoBlue 100 PS (74 kW)
Available on	Zetec	Zetec/Titanium	Zetec/Titanium
Transmission	6-speed manual	6-speed manual	8-speed automatic
Fuel/Euro Stage	Diesel/EU 6.2	Diesel/EU 6.2	Diesel/EU 6.2
Kerbweight (kg)*	1610-1641	1732	1740
Gross Vehicle Mass (kg)	2200-2235	2445	2445
Gross Train Mass (kg)	3500	3500	3500
Max. Towable Mass (braked) (kg)	1350	1173	1165
Max. Towable Mass (unbraked) (kg)	750	750	720
Maximum Power PS (kW)	100 (74)	100 (74)	100 (74)
Torque Nm	240	240	240
WLTP Overall CO ₂ emissions (g/km) with standard tyres ⁰⁰	149	158	159
WLTP Overall CO ₂ emissions (g/km) with all-weather tyres ⁰⁰	152	161	162
Combined Fuel consumption ⁰⁰ (WLTP figures with no options)			
WLTP Overall (L/100 km) depending on trim	5.7	6.0/6.1	6.5/6.6
Performance ⁰			
Max. speed (mph)	102	102	105
0-62 mph (secs)	13.4	13.4	15.0

⁰⁰ The table shows the fuel consumption (WLTP) and CO₂ emissions (WLTP) for each available engine when fitted on a standard specification Tourneo Connect(with no options or accessories).

Styling and appearance

	Zetec	Grand Tourneo Connect	
	Zetec	Zetec	Titanium
Wheels			
Alloy wheel – 16"x6½", painted Sparkle Silver (fitted with 205/60 tyres)*	■	■	
Alloy wheel – 16"x6½", painted Premium Silver (fitted with 205/60 tyres)*			■
Alloy wheel – 16"x6½", painted 'Titanium' (fitted with 205/60 tyres)*	□	□	□
Locking wheel nut	□	□	□
Spare wheel	□	□	□
Tyre repair kit	■	■	■
All-weather tyres	□	□	□
Design features			
Front bumper – Body colour	■	■	
Front bumper – Body colour			■
Rear bumper – Self colour with body colour end caps	■	■	
Rear bumper – Body colour			■
Rear bumper chrome moulding (to protect rear bumper)			□
Door and tailgate handles – Self colour	■	■	
Door and tailgate handles – Body colour			■
Front grille – Upper, 5 Bars self colour with polished edges	■	■	
Front grille – Upper, 5 Bars self colour with chrome detail			■

- Standard
- Optional, at extra cost
- ▣ Part of an option pack, at extra cost

	Zetec	Grand Tourneo Connect	
	Zetec	Zetec	Titanium
Wide bodyside moulding – Self colour	■	■	
Wide bodyside moulding – Body colour			■
Front lip spoiler	■	■	■
Front Mud Flaps with Rear Wheel Arch Air Deflectors	□	□	□
Privacy glass	▣	▣	■
Interior Door handle – Black	■	■	
Interior Door handle – Chrome finish			■
Convenience features			
Doors – Dual side	■	■	■
Doors – Rear cargo tailgate	■	■	■

*The wheel you choose will be fitted with the tyre size noted, but no choice of tyre brand is available.



Live Traffic* is available through FordPass. Connecting seamlessly via SYNC 3 with navigation, Live Traffic gives you up-to-the-minute traffic data, enabling you to plan your journey more efficiently.

Key features

- Real-time traffic information, including traffic speed, accidents and road closures
- Alternative route guidance and mapping to help you avoid problem areas

*Live Traffic updates and certain FordPass Connect features are complementary for initial trial periods, after which subscription charges apply.



Driving experience

	Zetec	Grand Tourneo Connect	
		Zetec	Titanium
Driver Assistance			
Parking distance sensors – Rear	<input type="checkbox"/>	<input type="checkbox"/>	<input checked="" type="checkbox"/>
Parking distance sensors – Front	<input type="checkbox"/>	<input type="checkbox"/>	<input type="checkbox"/>
Active Park Assist (includes front and rear parking sensors)	<input type="checkbox"/>	<input type="checkbox"/>	<input type="checkbox"/>
Rear-view camera in touchscreen display (available via ICE packs 9 & 10)	<input type="checkbox"/>	<input type="checkbox"/>	<input type="checkbox"/>
Rear-view camera in rear-view mirror (includes Reverse Parking Aid and Auto Dimming Rear View Mirror)	<input type="checkbox"/>	<input type="checkbox"/>	<input type="checkbox"/>
Cruise Control with Intelligent Speed Assist and Traffic Sign Recognition	<input checked="" type="checkbox"/>	<input checked="" type="checkbox"/>	<input checked="" type="checkbox"/>
Adaptive Cruise Control with Intelligent Speed Assist, Traffic Sign Recognition, Pre-Collision Assist and Active Braking	<input type="checkbox"/>	<input type="checkbox"/>	<input type="checkbox"/>
Traffic Sign Recognition	<input checked="" type="checkbox"/>	<input checked="" type="checkbox"/>	<input checked="" type="checkbox"/>
Pre-Collision Assit with pedestrian and cyclist recognition and Active Braking (contains Lane Keeping Aid)	<input checked="" type="checkbox"/>	<input checked="" type="checkbox"/>	<input checked="" type="checkbox"/>
Lane Keeping Aid includes Driver Alert	<input checked="" type="checkbox"/>	<input checked="" type="checkbox"/>	<input checked="" type="checkbox"/>
Trailer Sway Control (TSC) ¹⁾	<input type="checkbox"/>	<input type="checkbox"/>	<input type="checkbox"/>
Electric power-assisted steering (EPAS)	<input checked="" type="checkbox"/>	<input checked="" type="checkbox"/>	<input checked="" type="checkbox"/>
Hill Start Assist ²⁾	<input checked="" type="checkbox"/>	<input checked="" type="checkbox"/>	<input checked="" type="checkbox"/>
Side wind mitigation, Roll Stability Control and Electronic Stability Program (ESP) braking system	<input type="checkbox"/>	<input type="checkbox"/>	<input type="checkbox"/>

¹⁾Safety feature, ²⁾Driver assistance.

Driving experience

	Zetec	Grand Tourneo Connect	
		Zetec	Titanium
Exterior Lighting			
Fog lights – Front	<input checked="" type="checkbox"/>	<input checked="" type="checkbox"/>	<input checked="" type="checkbox"/>
Fog lights – Adaptive cornering lights	<input type="checkbox"/>	<input type="checkbox"/>	<input checked="" type="checkbox"/>
Fog lights – Rear	<input checked="" type="checkbox"/>	<input checked="" type="checkbox"/>	<input checked="" type="checkbox"/>
Headlights – Halogen	<input checked="" type="checkbox"/>	<input checked="" type="checkbox"/>	<input checked="" type="checkbox"/>
Headlights – Daytime running lights	<input checked="" type="checkbox"/>	<input checked="" type="checkbox"/>	<input checked="" type="checkbox"/>
Headlights – Courtesy delay (part of Headlights Automatic on/off)	<input type="checkbox"/>	<input type="checkbox"/>	<input checked="" type="checkbox"/>
Headlights – Automatic on/off (with Rain Sensitive Wipers and Courtesy delay)	<input type="checkbox"/>	<input type="checkbox"/>	<input checked="" type="checkbox"/>
Bi-Xenon high intensity discharge headlights with LED daytime running lights	<input type="checkbox"/>	<input type="checkbox"/>	<input type="checkbox"/>
High-mounted rear brake light	<input checked="" type="checkbox"/>	<input checked="" type="checkbox"/>	<input checked="" type="checkbox"/>
Instruments and Controls			
Steering wheel – 4-spoke leather-trimmed	<input checked="" type="checkbox"/>	<input checked="" type="checkbox"/>	<input checked="" type="checkbox"/>
Steering column – Rake- and reach-adjustable	<input checked="" type="checkbox"/>	<input checked="" type="checkbox"/>	<input checked="" type="checkbox"/>

☒ Standard

☐ Optional

☐ Part of an option pack, at extra cost

Performance and efficiency

	Zetec	Grand Tourneo Connect	
		Zetec	Titanium
Engine			
Ford Easy Fuel capless refuelling system	<input checked="" type="checkbox"/>	<input checked="" type="checkbox"/>	<input checked="" type="checkbox"/>
Fuel tank – 60 litres	<input checked="" type="checkbox"/>	<input checked="" type="checkbox"/>	<input checked="" type="checkbox"/>
AdBlue® tank – 17 litres	<input checked="" type="checkbox"/>	<input checked="" type="checkbox"/>	<input checked="" type="checkbox"/>
Instruments and Controls			
6-speed manual	<input checked="" type="checkbox"/>	<input checked="" type="checkbox"/>	<input checked="" type="checkbox"/>
8-speed automatic	<input type="checkbox"/>	<input type="checkbox"/>	<input type="checkbox"/>
Auto Start-Stop	<input checked="" type="checkbox"/>	<input checked="" type="checkbox"/>	<input checked="" type="checkbox"/>
Technology			
Trip/fuel computer	<input checked="" type="checkbox"/>	<input checked="" type="checkbox"/>	<input checked="" type="checkbox"/>
Manual shift EcoSelect (requires manual transmission)	<input checked="" type="checkbox"/>	<input checked="" type="checkbox"/>	<input checked="" type="checkbox"/>
Heavy duty battery	<input checked="" type="checkbox"/>	<input checked="" type="checkbox"/>	<input checked="" type="checkbox"/>
Active grille shutter	<input checked="" type="checkbox"/>	<input checked="" type="checkbox"/>	<input checked="" type="checkbox"/>

Just enjoy the drive.

Traction Control⁽¹⁾

If wheel slip is detected at low speed, this system can distribute more torque to the wheel with most traction.

Trailer Sway Control⁽¹⁾

When it detects trailer sway, the system is designed to reduce engine torque and apply the brakes to the appropriate wheel(s) to help maintain control. (Standard, but activated only with optional Ford trailer tow attachment)

Hill Start Assist⁽²⁾

Designed to temporarily prevent you from rolling down a slope when you move your foot from the brake pedal to the accelerator pedal. It works in forward and reverse gears, so is ideal for towing and pulling heavy items and equipment for outdoor pursuits. (Standard)

Electronic Stability Control (ESC)⁽¹⁾

ESC is designed to help you maintain control in extreme driving conditions. It senses when you are deviating from your chosen line and aims to keep you on track by automatically regulating braking and engine output. (Standard)

⁽¹⁾Uses sensors.
⁽¹⁾Safety feature.
⁽²⁾Driver assistance feature.

Model shown is a Grand Tourneo Connect Titanium and tow bar (option or accessory).

Comfort and convenience

	Grand Tourneo Connect				Grand Tourneo Connect		
	Zetec	Zetec	Titanium		Zetec	Zetec	Titanium
Interior Convenience				Audio and Communication Systems			
Door mirrors – Electrically-operated and heated, self-coloured housings	■	■		DAB Radio with 4.2" TFT screen, four front speakers, two rear speakers, featuring Bluetooth® and USB. ICE pack 154	■	■	■
Door mirrors – Electrically-operated and heated, auto-fold on lock, body-coloured housings			■	DAB Radio, 6" TFT touchscreen display, diversity antenna, four front speakers, two rear speakers, MP3 capability and Ford SYNC 3 with Voice Control, touchscreen, Apple CarPlay, Android Auto, Emergency Assistance**, hands-free calling, GPS, Bluetooth®, Voice Control and audible text messaging, 2x USB. Includes rear parking sensors and fixed rear-view camera. ICE pack 10	□	□	□
Door mirrors – Electrically-operated and heated, auto-fold on lock, self-coloured housings	□	□		DAB Radio, 6" TFT touchscreen display with Satellite Navigation, four front speakers, two rear speakers, MP3 capability and Ford SYNC 3 with Navigation Centre, Voice Control, touchscreen, Apple CarPlay, Android Auto, Emergency Assistance**, hands-free calling, GPS, Bluetooth®, Voice Control and audible text messaging, 2x USB. Includes rear parking sensors and fixed rear-view camera. ICE pack 9	□	□	□
Panorama roof (includes Roof Rails, Rear Privacy Glass and Overhead Pod 2)	□	□	■	Steering wheel radio controls	■	■	■
Dual front cup holders	■	■	■	Single slot CD Player. Not available with Wireless charging pad	□	□	□
Mid overhead stowage (not available in conjunction with Panorama roof)	□	□		Wireless charging pad. Not available with CD player. Compatible with devices that support Qi wireless charging	□	□	□
Overhead console – Rear seat (contains Panorama Roof)	□	□	□	FordPass Connect modem*1	■	■	■
Driver sunglasses holder	▣	▣	■	Climate Control			
Child observation mirror	▣	▣	■	Air conditioning – Manual	■	■	
Centre console	■	■	■	Air conditioning – Dual-zone Electronic Automatic Temperature Control (DEATC)	□	□	■
Windows – Electrically-operated front with Driver side one-touch lowering	■	■		Interior Lighting			
Windows – Electrically-operated front with one-touch lowering and closing	□	□	■	Courtesy lights – Front dome light with two map lights	■	■	■
Windows – Sliding second row left hand side and right hand side (contains Power Rear Side Window)	■	■	■	Courtesy lights – Rear overhead	■	■	■
Windows – Fixed third row left hand side and right hand side	■	■	■	Glovebox illumination			■

- Standard
- Optional, at extra cost
- ▣ Part of an option pack, at extra cost

**Ford Emergency Assistance is a SYNC® feature that uses a Bluetooth-paired and connected mobile phone to initiate a direct call to the communications centre following a vehicle crash event involving an airbag deployment or fuel pump shut off. The feature operates in more than 40 European countries and regions.

*1 Standard from June 2020

Comfort and convenience

	Grand Tourneo Connect		
	Zetec	Zetec	Titanium
Seating			
Driver's seat – 4-way fore/aft and recline	■	■	■
Driver's seat – Rotary seat recline	■	■	■
Passenger seat – Individual front row	■	■	■
Passenger seat – Flip/fold/tumble, fold flat seat function	■	■	
Passenger seat – 2-way manual adjust fore/aft and recline			■
Passenger seat – Lever recliner (standard with flip/fold/tumble, fold flat seat)	■	■	
Passenger seat – Rotary recliner			■
Passenger seat – Map pocket			■
Driver's seat – Map pocket	■	■	■
Driver's seat – Manual lumbar support adjustable	■	■	■
Seat back trays			▣
Heated driver and passenger seat	□	□	□
Rear seats – Second row 60/40 folding seats (includes second row seat belt reminder system)	■	■	■
Rear seats – Second row centre armrest			■
Rear seats – Third row dual-individual (7 seater)		■	■
Delete third row seats (also deletes seat belts and seat belt fixings)		□	□
Driver and passenger – Seat belt reminder system	■	■	■
Driver sunvisor with mirror	■	■	■
Passenger sunvisor with mirror	■	■	■

	Grand Tourneo Connect		
	Zetec	Zetec	Titanium
Instruments and Controls			
Wipers – 2-speed variable intermittent	■	■	
Wipers – Automatic, Rain-sensing (includes auto-dimming rear view mirror, part of Headlight Automatic on/off)	▣	▣	■
Quickclear Heated Windscreen	■	■	■
Heated Rear Window	■	■	■
Gearshift knob – PU	■	■	
Gearshift knob – Leather-trimmed			■
Speed Limiter – 100 kph	□	□	□
Technology			
Keyless Start	□	□	■
Keyless Entry	□	□	□
Auto-dimming rear-view mirror	▣	▣	■

Safety and security

	Grand Tourneo Connect		
	Zetec	Zetec	Titanium
Safety			
Anti-lock braking system (ABS) with Traction Control ¹⁾ , Hill Launch Assist and Electronic Stability Program (ESP)	■	■	■
Emergency Brake Warning (flashing brake lights) ¹⁾	■	■	■
Emergency Brake Assist (EBA) ¹⁾	■	■	■
Lane-Keeping Aid includes Driver Alert	■	■	■
Tyre Pressure Monitoring System (TPMS) ²⁾	■	■	■
Blind Spot Information System (BLIS) includes Cross Traffic Alert	□	□	□
Airbag – Driver's ¹⁾	■	■	■
Airbag – Front passenger's ^{♦1)}	■	■	■
Airbags – Driver's side (thorax and pelvis) ¹⁾	■	■	■
Airbags – Passenger side (thorax and pelvis) ¹⁾	■	■	■
Airbags – Curtain first and second row ¹⁾	■		
Airbags – Curtain first, second and third row ¹⁾		■	■
Airbags – Passenger airbag deactivation	■	■	■
Seat belts – Driver and Passenger ¹⁾	■	■	■
Seat belts – Second/third row, inertia reel lap and diagonal ¹⁾	■	■	■
Seat belts – front seat manual adjust mount	■	■	■

	Grand Tourneo Connect		
	Zetec	Zetec	Titanium
Security			
Door auto relocking	■	■	■
Power door deadlocks	■	■	■
Remote key and plain key	■	■	
Two remote keys (no plain key included as part of this pack)	▣▣	▣▣	■
Child proof rear door locks	■	■	■
Perimeter anti-theft alarm	□	□	□
Thatcham Category 1 alarm	□	□	□
Passive Anti-Theft System (PATS)	■	■	■
Glovebox lid	■	■	■
Brakes			
Power 4 wheel disc	■	■	■
Instruments and Controls			
Instrument panel storage box	■	■	■
Interior grab handles – Front	■	■	■

■ Standard
□ Optional
▣ Part of an option pack, at extra cost.

¹⁾Safety feature, ²⁾Driver assistance. ♦**Note: A rear-facing child seat should never be placed in the front passenger seat when the Ford vehicle is equipped with an operational front passenger's airbag.**

Intelligent Protection System.

Ford Tourneo Connect's advanced Intelligent Protection System (IPS)⁽¹⁾ uses a range of sophisticated technologies designed to keep you protected, including an ultra-high strength steel safety cage, an anti-lock braking system with Emergency Brake Assist and front, side and curtain airbags.

⁽²⁾Note: A rear-facing child seat should never be placed in the front passenger seat when the Ford vehicle is equipped with an operational front passenger's airbag. The safest place for children is properly restrained on the rear seat.

⁽³⁾Uses sensors.

⁽¹⁾Safety feature.

The Ford Tourneo Connect IPS includes

1. Driver's and front passenger's⁽²⁾ airbags
2. Driver's and front passenger's side impact airbags
3. Side curtain airbags for front and rear seats
4. Collapsible steering column and pedals for optimised protection of driver's legs and feet
5. Anti-lock brakes, electronic brake-force distribution and Emergency Brake Assist
6. Robust computer-optimised body structure with ultra-rigid safety cell and crumple zones
7. Pre-tensioners, load-limiting retractors and height-adjustable mounts on front seat belts
8. Seat belt minder display
9. Anti-submarining seat bases



Utility

	Grand Tourneo Connect		
	Zetec	Zetec	Titanium
Carpet and Trim			
Floor mats – Front, carpet	<input checked="" type="checkbox"/>	<input checked="" type="checkbox"/>	<input checked="" type="checkbox"/>
Floor mats – Rear, carpet	<input type="checkbox"/>	<input type="checkbox"/>	<input type="checkbox"/>
Electrical			
Power point socket – 12 V (located in instrument panel)	<input checked="" type="checkbox"/>	<input checked="" type="checkbox"/>	<input checked="" type="checkbox"/>
Power point socket – 12 V (located in front and rear)	<input checked="" type="checkbox"/>	<input checked="" type="checkbox"/>	<input checked="" type="checkbox"/>
230 V power inverter	<input type="checkbox"/>	<input type="checkbox"/>	<input type="checkbox"/>
Exterior Functional			
Roof rails	<input checked="" type="checkbox"/>	<input checked="" type="checkbox"/>	<input checked="" type="checkbox"/>
Roof rails plus crossbars	<input type="checkbox"/>	<input type="checkbox"/>	<input type="checkbox"/>
Tow bar preparation kit – allows quick installation of a tow bar. Includes Trailer Sway Control and pre-assembled trailer light module (13-pin e-Kit is required)	<input type="checkbox"/>	<input type="checkbox"/>	<input type="checkbox"/>
Fixed Tow bar (includes Trailer Sway Control)	<input type="checkbox"/>	<input type="checkbox"/>	<input type="checkbox"/>
Detachable Tow bar (includes Trailer Sway Control)	<input type="checkbox"/>	<input type="checkbox"/>	<input type="checkbox"/>
Trailer Sway Control	<input checked="" type="checkbox"/>	<input checked="" type="checkbox"/>	<input checked="" type="checkbox"/>
Wipers – rear tailgate wsh/wipe	<input checked="" type="checkbox"/>	<input checked="" type="checkbox"/>	<input checked="" type="checkbox"/>
Loadspace Compartment			
Removable package tray	<input checked="" type="checkbox"/>	<input checked="" type="checkbox"/>	<input checked="" type="checkbox"/>
Horizontal cargo net for the load compartment floor	<input checked="" type="checkbox"/>	<input checked="" type="checkbox"/>	<input checked="" type="checkbox"/>
Interior cargo net	<input type="checkbox"/>	<input type="checkbox"/>	<input type="checkbox"/>
Overhead Pod – Full width overhead storage shelf for front row	<input checked="" type="checkbox"/>	<input checked="" type="checkbox"/>	<input checked="" type="checkbox"/>
Overhead Pod 2 – Front overhead parcel shelf incorporating child monitoring mirror, interior front grab handles and sunglasses holder	<input checked="" type="checkbox"/>	<input checked="" type="checkbox"/>	<input checked="" type="checkbox"/>

☒ Standard

☐ Option, at extra cost

☒ Part of an option pack, at extra cost.

Special Vehicle Options

	Grand Tourneo Connect		
	Zetec	Zetec	Titanium
Seating			
Third row seat removal (retains rear set belts and fixings)	<input type="checkbox"/>	<input type="checkbox"/>	<input type="checkbox"/>
Options Packs			
SVO Wheelchair Access Pack. This pack contains a new re-positioned Adblue tank and required software to allow Converters to add a ramp. The ramp and associated parts are not included.	<input type="checkbox"/>	<input type="checkbox"/>	<input type="checkbox"/>
Paint			
Special Paint, 50 colours available, consult Dealer for details* (contains self colour rear bumper end caps on Trend series)	<input type="checkbox"/>	<input type="checkbox"/>	<input type="checkbox"/>

*SVO paint suffix must be entered at time of ordering.

