



TRANSIT CUSTOM



Go Further

VISIONARY. INGENUOUS. REMARKABLE.
EVERY VEHICLE BEARS HIS SIGNATURE.

Henry Ford

CONTENTS

Introduction	2	Remarkable Technologies	28
Interior	4	Ambiente	30
Loadspace	6	Trend	32
Range	8	Limited	34
Kombi	10	Sport	36
Engines	14	Colour and trim	38
Cost of ownership	16	Options and accessories	40
Audio and communication	18	Ford Protect	42
Driver assistance technology	20	Dimensions	44
Exterior lighting	24	Weights, loads and performance	46
Safety	26	Specifications	48
		Stowage/Next steps	64



Above: Model shown is a Transit Custom Limited L2 H2 Van in Frozen White solid body colour.

Left: Model shown is a Transit Custom Sport L1 H1 Double-Cab-in-Van in Shadow Black mica body colour (option). (N/A for ROI)



Above: Model shown is a Transit Custom L2 H1 Kombi Trend in Orange Glow metallic body colour (option) with 16"5x2-spoke alloy wheels (option).

Note New door lock bezel to feature on vehicles produced from July 2018 onwards.

Scan the QR codes to access additional content.
View Ford's remarkable history in action.



Designed for business, built for hard work

New Transit Custom has undergone some big changes. Bold new styling. Eye-catching headlights with LED daytime running lights (standard on Trend, Limited and Sport). A clean and logically laid-out interior. And an outstanding range of driver assistance features, designed to make your working life easier. But while Transit Custom has gained many new features, it's retained its superb load-carrying ability, legendary toughness and appetite for hard work.

Model shown is a Transit Custom Sport Van L1 H1 in Chrome Blue metallic paint (option) with 18" alloy wheels (option) and unglazed tailgate. (18" alloy wheels are not available for ROI)

360°



Office space

The exceptional new Ford Transit Custom sets the benchmark for vehicles in its class. Comfortable, durable and packed with advanced driver-oriented technologies, including our latest Ford SYNC 3 voice-controlled entertainment and connectivity system, your office on the road just got better.



In-cab stowage

Transit Custom's driver-focused cockpit has plenty of useful stowage solutions for bottles, phones and paperwork.



Dual front passenger seat with fold-out table

A fold-down table, built into the dual front passenger's seat backrest, is large enough to hold a laptop computer. (Standard on Limited)

Model shown is a Ford Transit Van Limited with Visibility Pack 3 (option), Ford SYNC 3 with 8" touchscreen and navigation system (option), Lane-Keeping Alert (option) and front passenger's^o airbag (standard).

***Note: A rear-facing child seat should never be placed in the front passenger seat when the Ford vehicle is equipped with an operational front passenger's airbag.**

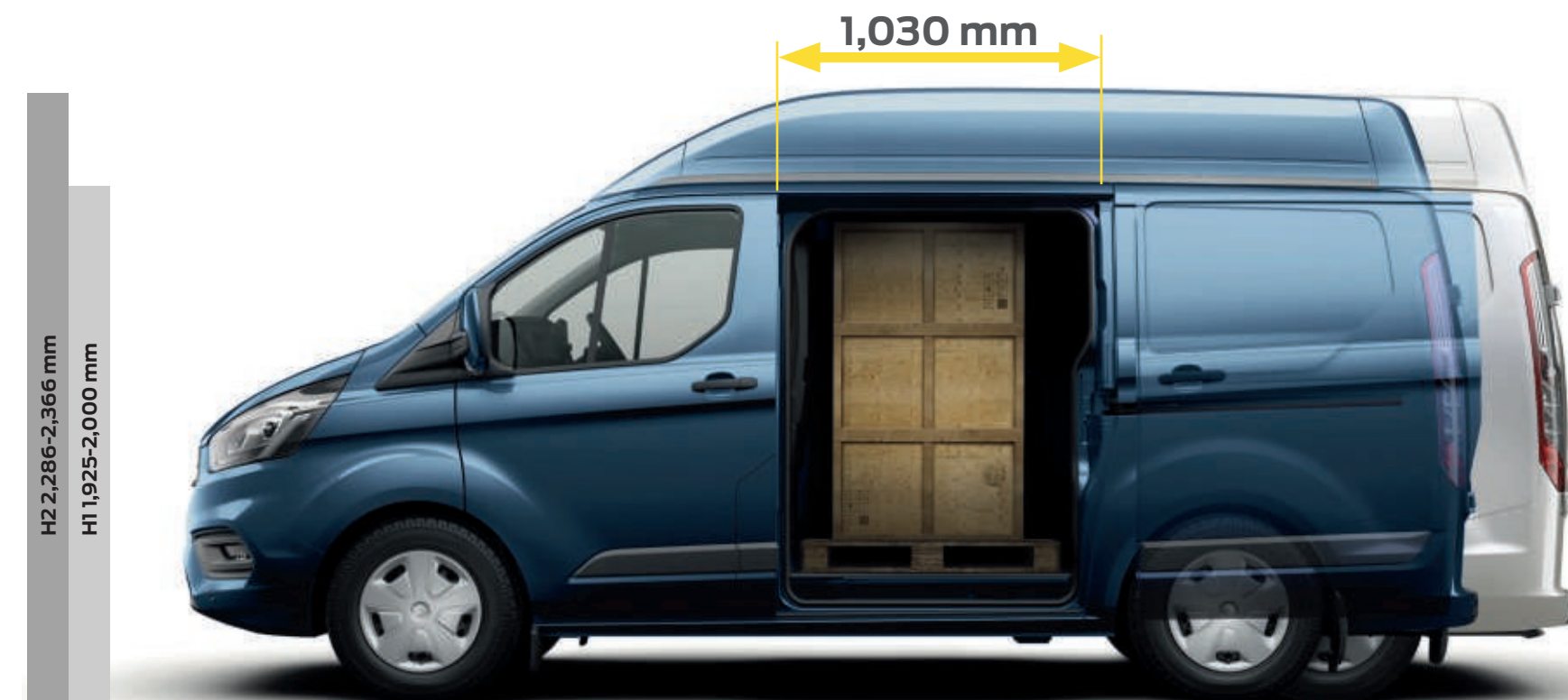


Smart design

Class-leading loadspace

There's no compromise in the most vital consideration for your work: maximising your loadspace and the ease with which you can use it.

- From 6.0 to 8.3 cubic metres of space (L1 H1 to L2 H2)
- Full-height DIN/ISO compliant bulkhead (standard)
- 3 Europallet capability
- 3-metre load length with load-through bulkhead (3.4 m in L2)
- Up to 1,778 mm load height (H2)
- Side-mounted DIN/ISO compliant cargo tie-down points
- Full-height or half-height hardboard lining available
- Easy to Clean Load Floor (Van only)



L1 4,973 mm

L2 5,340 mm



Rear cargo doors

Transit Custom's rear cargo doors can be locked open at 90° or opened fully to 180° for unrestricted access. (Standard. Kombi M1 rear doors open to 90° only)

Load access made easy

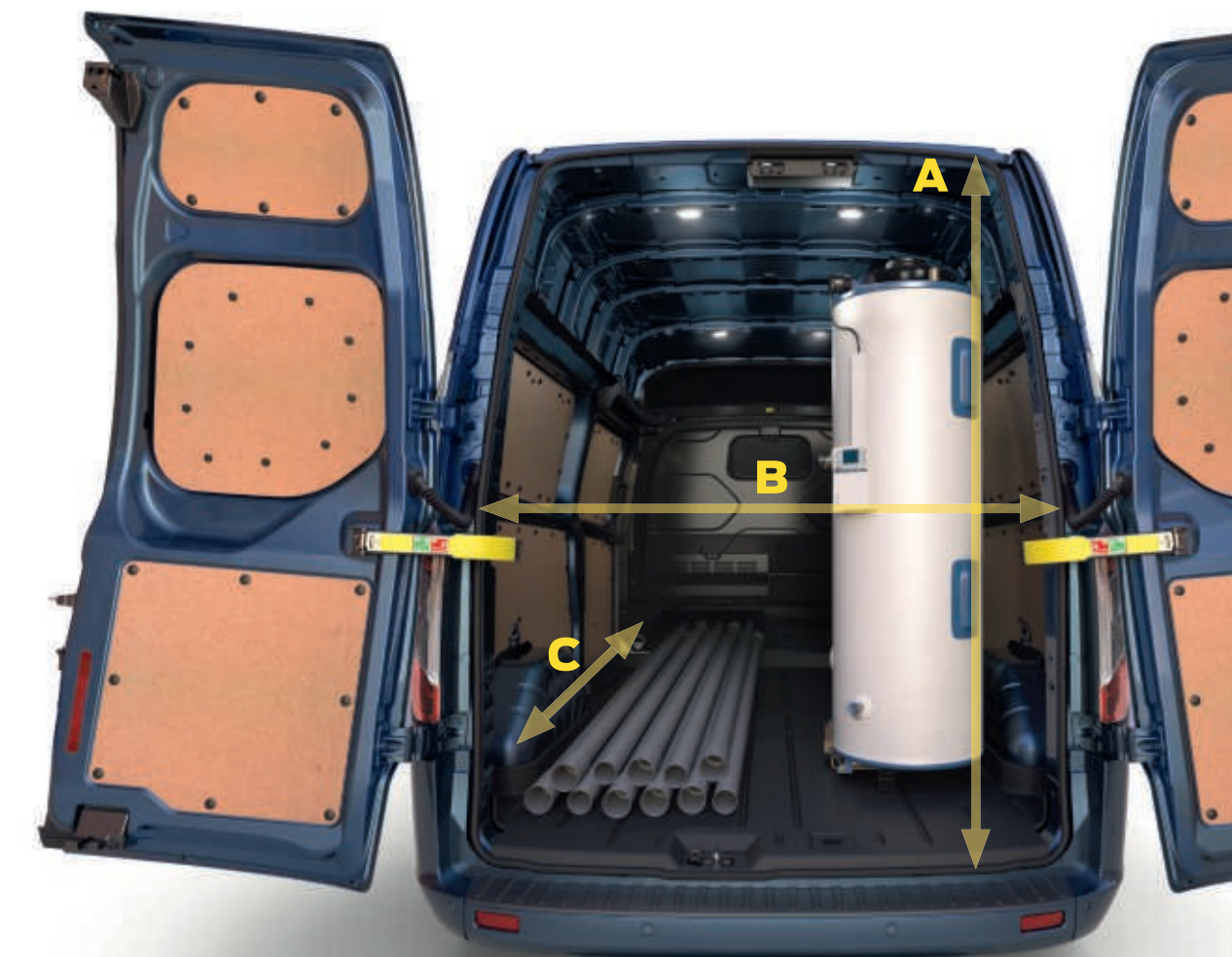
With low load heights, a pallet-sized sliding door on both the driver (option on Van) and passenger sides, plus wide-opening rear doors with 180° hinges*, new Transit Custom lets you make the most of the available space.

- Unique rear door check arms can be locked open at 90°
- Rear tailgate, glazed or unglazed** (H1 models only)
- Low rear step-in height to load area
- LED loadspace lighting (option)***
- Dual sliding side load doors (option) (1,030 mm Van/930 mm Kombi, DCIV)
- Second-row glazing on side load doors (option on Van)

*Kombi M1 rear doors open to 90° only.

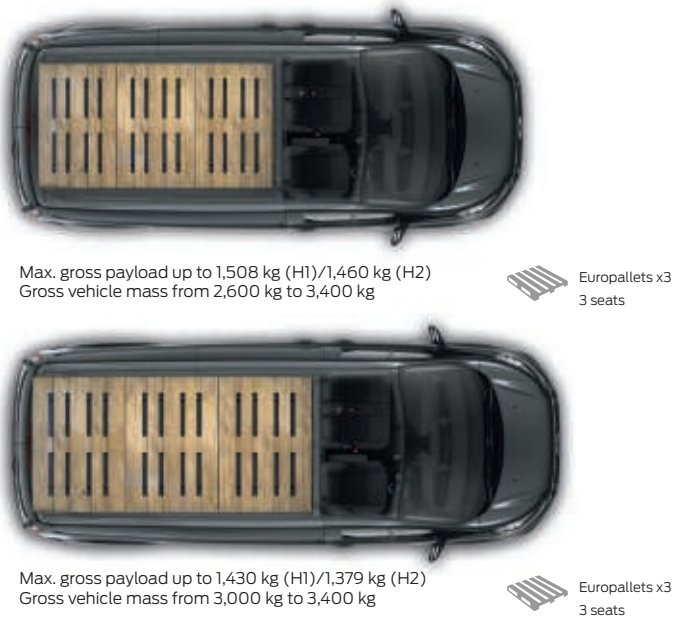
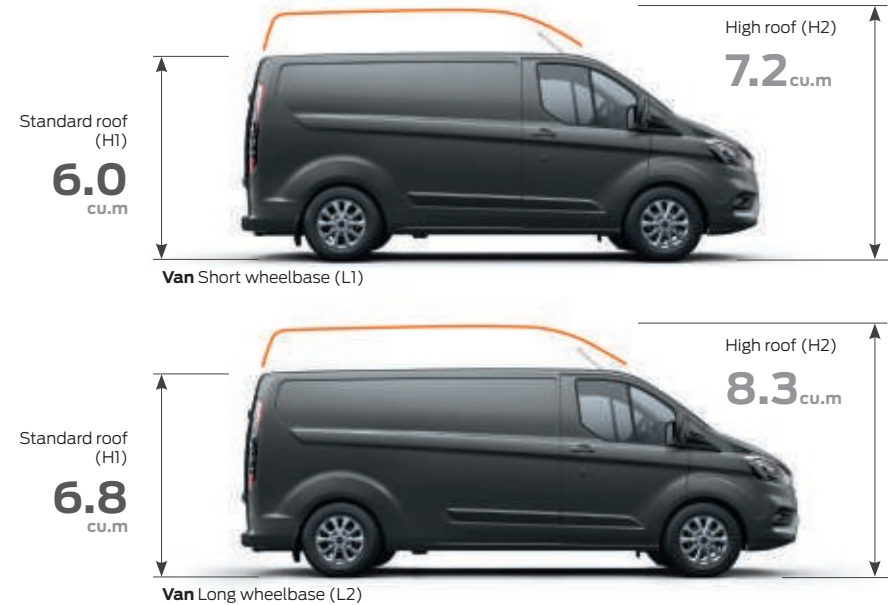
**Glazed tailgate is an option on Van, Double Cab-in-Van and Kombi, not available on L1 270/280 Base, Trend and Sport Double Cab-in-Van models or L1 300.

***Not available on Kombi.

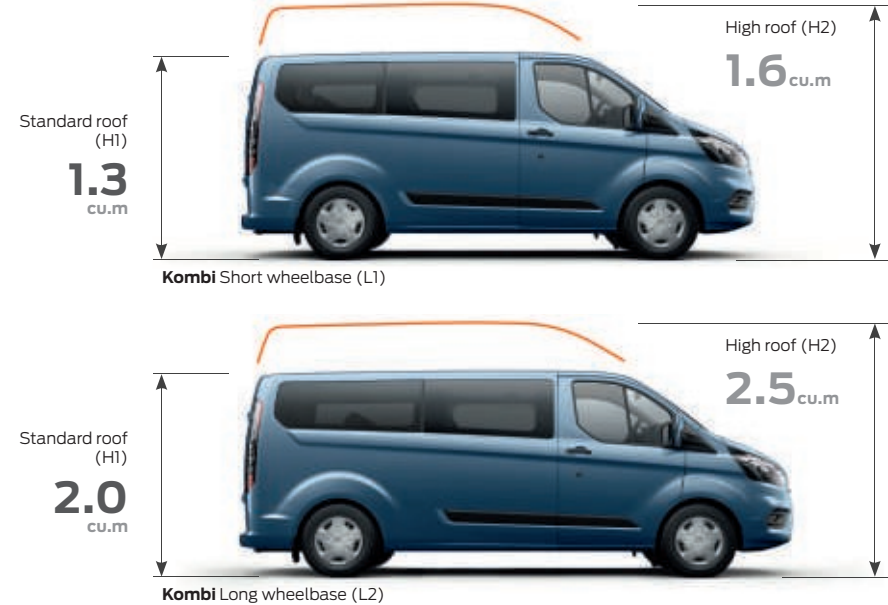


A: 1,778 mm H2 **B: 1,755 mm** **C: 3.4m**
(L2 with load-through bulkhead)

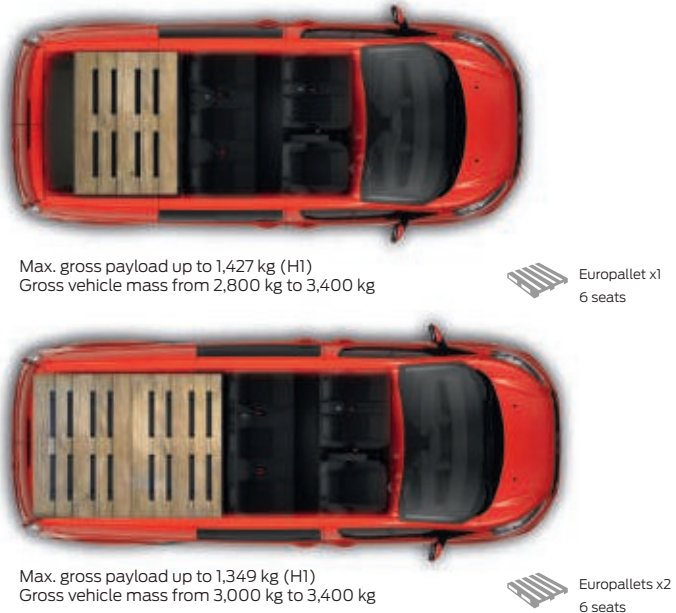
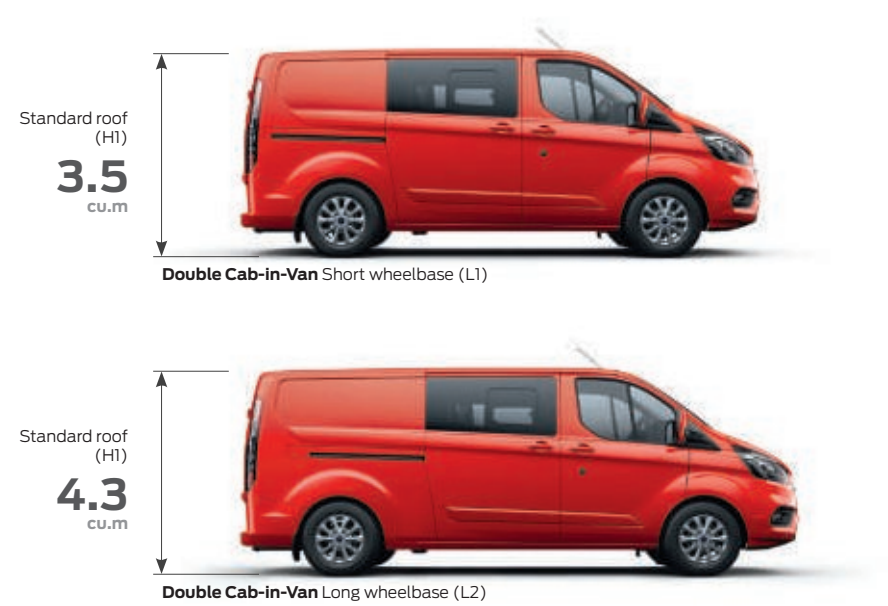
Van load capacity and payload



Kombi load capacity and payload



Double Cab-in-Van load capacity and payload



Europallet 1,200 mm x 800 mm.





Team player

More passengers. More equipment. More possibilities.

Take a crew to the work site, then fold or remove the rear seats for maximum load carrying space. Or use it as a van during the week, and install the seating to transport family and friends at the weekend. Whatever you want, the robust Transit Custom Kombi offers outstanding versatility for you and your business.

Please take your seats

Versatility comes as standard in the dual-purpose Transit Custom Kombi. Carry passengers to work at the start of the day. Then fold or remove the rear seats, as you wish, to transport tools or equipment.



Flexible rear seats

Each seatback can fold forward to create a flat workspace. The seat (single or double) can then tumble forward or be removed for more space.

Easy access

Rear seats are easily reached from the kerb-side sliding side door. (Standard)



Rear air suspension

Automatically adjusts to maintain a constant ride height, regardless of the loading conditions, for a smoother and more comfortable ride. (Option on Kombi M1 320 with GVM reassigned to 310)



Rear tailgate

Kombi's tailgate provides unhindered access to the loadspace and features a pull strap for easy closing. (Glazed tailgate, shown, is an option on Van, Double Cab-in-Van and Kombi; not available on H2)

Model shown is a Transit Custom Trend Kombi L2 H2 in Chrome Blue metallic paint (option).



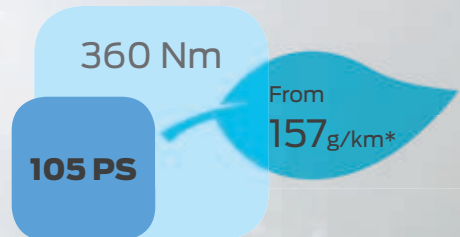
Efficiency

The power to support your business.

Transit Custom is powered by a range of advanced, high-performance Ford EcoBlue diesel engines. All versions meet the latest Euro 6 standards and combine plenty of usable torque for shifting heavy loads, with low running costs. Powerful, clean and refined, Ford EcoBlue diesels build on the industry-leading performance and technology of our award-winning Ford EcoBoost petrol engines.

Key fuel-saving technologies include

- Ford Auto Start-Stop system
- Ford Smart Regenerative Charging
- Gear Shift Indicator light – to aid economical driving
- Acceleration Control – unique engine calibration helps reduce fuel consumption when vehicle is driven unladen (option)
- Ford Battery Management System – improves battery life, fuel consumption and ensures ready-to-go reliability

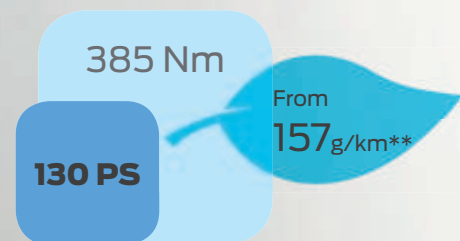


Efficient

2.0L Ford EcoBlue 105 PS

Transit Custom's Ford EcoBlue 105 PS (77 kW)/360 Nm diesel engine combines outstanding fuel efficiency (from as low as 6.1 L/100 km* combined) with excellent driveability and refinement. Its state-of-the-art design helps to keep running costs down without compromising on payload or performance.

*N1 from 157 g/km. NEDC test figures.

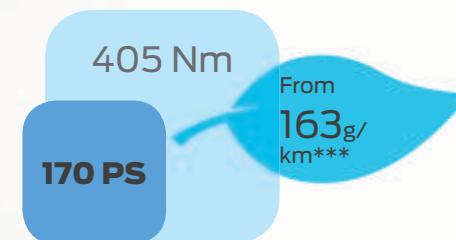


Flexible

2.0L Ford EcoBlue 130 PS

The Ford EcoBlue 130 PS (96 kW)/385 Nm diesel engine strikes a performance balance. It delivers extra power and torque necessary to enhance Gross Train Mass (GTM) and braked trailer plate without compromising emissions.

**N1 from 157 g/km. NEDC test figures.



Powerful

2.0L Ford EcoBlue 170 PS

The Ford EcoBlue 170 PS (125 kW) diesel engine develops 405 Nm of torque. As the most powerful engine in the range, it's the ideal choice for moving heavy loads and towing, while delivering outstanding fuel efficiency (from as low as 6.3 L/100 km*** combined).

***N1 from 163 g/km. NEDC test figures.

**55% less
NO_x than the
previous
standard.**

Greater performance, fewer emissions.

New Transit Custom's Ford EcoBlue diesel engines comply with stringent Euro 6 (6c on N1, 6d-TEMP on Kombi M1) emissions standards, which specify a 55% reduction in nitrogen oxide (NO_x) emissions versus the previous Euro 5 emissions standards. A Selective Catalytic Reduction (SCR) system uses AdBlue®, a urea/water-based fluid to convert NOx emissions in the exhaust gas into nitrogen and water. A particulate filter then reduces more than 99% of emitted solid particulates from the vehicle's exhaust.

Note Some of the features listed above are options, at extra cost and may not be available on all models. Please refer to the specification tables, or speak to your Transit Centre for further information.

Never misfuel again

Ford Easy Fuel capless refuelling system ensures that nobody can accidentally fill up with the wrong fuel. Plus, no dirty fuel caps to touch. (Standard)



Cost of ownership 16-17

Cost of ownership

Saving you money for as long as you own your van.

Quality and durability are built into new Transit Custom at every step. After many years of service it will feel as good – and drive as beautifully – as it did the day you first took delivery.

- Auto Start-Stop helps to maximise your fuel efficiency (standard on M1 models, and models with automatic transmission. Option on other models)
- Acceleration Control is a unique engine calibration designed to limit acceleration when the vehicle is lightly laden, helping to reduce fuel consumption (option)
- Engine oil monitor warning light will illuminate if the engine oil condition deteriorates between services
- High-mounted light units are located above the bumper line, to help keep them out of harm's way
- Brake pad wear sensors warn when the pads are due for renewal
- Fuel filter sensor warns of water ingress or a blockage of the fuel system
- Side repeater lights are positioned on the inner edge of the door mirror to minimise accidental damage. When folded, the mirrors reduce vehicle width by around 190 mm
- 12-year perforation warranty provides reassurance against perforation of the bodywork from the inside of the panel
- Multi-piece rear bumper design helps to keep repair costs low

Connectivity

Meet your phone's new best friend.

Ford SYNC 3

New Ford SYNC 3 integrates seamlessly with your smartphone, letting you control everything from phone calls and text messaging, to music and satellite navigation – all via the 8" touchscreen, or by using remarkably simple voice commands. (Standard on Limited and Sport)


SYNC 3 features

- Make and receive calls hands-free
- Easy navigation
- Listen to your own music (link to Spotify)
- Touchscreen interface
- Listen to text messages



AppLink, Apple CarPlay and Android Auto

Control SYNC-compatible apps with AppLink, while Apple CarPlay and Android Auto let you navigate your smartphone HMI through the SYNC 3 8" touchscreen.



Touchscreen

The SYNC 3 8" touchscreen supports multi-touch 'swipe' and 'pinch-to-zoom' gestures, and lets you arrange application icons and background displays just as you would on your tablet or smartphone. You can also switch between daytime and night modes, and tailor presets for multiple users.

Main image shows Transit Custom Limited with high-specification in-car entertainment system.

Note Full SYNC 3 smartphone integration only available with iPhone 5/Android 5.0 (Lollipop) or higher. Some SYNC 3 functions require a data connection, so mobile data charges will apply. To check whether Apple CarPlay and Android Auto are available in your market, please check official Apple CarPlay and Android Auto websites for the latest information.



"Call John"

"Listen to message"

"I need fuel"

"Find town centre"

"I need to park"

"I'm hungry"



Anticipate

Senses what you can't see.

New Ford Transit Custom benefits from an impressive suite of technologies designed to look out for you, your van and those around you.



Cross-Traffic Alert

Cross Traffic Alert scans left and right as you reverse from a perpendicular parking space. If a moving vehicle or other hazard is detected, the system will alert you with visual and audible warnings. Part of the Blind Spot Information System.



Blind Spot Information System

As another vehicle – a car, van or lorry – enters your blind spot whilst travelling, the system is designed to alert you with a warning light clearly displayed in the corresponding door mirror.



Live Traffic*

Provides you with real-time traffic information such as traffic speed, accidents and road closures, as well as alternative route guidance and mapping to help you avoid problem areas. Available through FordPass via SYNC 3 with navigation.

*Live Traffic access is free for the first 2 years following the registration of a new Ford featuring SYNC 3 with navigation; thereafter there is an annual licence fee.



Alert

Driver assistance technologies help you to take action.

Combining information from a forward-facing camera and radar technology, new Transit Custom can help in various driving situations. From Pre-Collision Assist (option) that can alert you to a potential collision, to Lane-Keeping Alert (standard on Sport, option on other series) that warns you if you stray from your lane, Transit Custom is better equipped than ever to lend a helping hand.



Pre-Collision Assist

Using radar and a camera, Pre-Collision Assist⁰²⁾ keeps a watchful eye on the road ahead. The system monitors your proximity to other vehicles and pedestrians – even in the dark, when illuminated by the vehicle's headlights – and can alert you to a potential collision. If you don't respond to the system's warning signals, Active Braking⁰²⁾ pre-charges the braking system and can automatically apply the brakes to help mitigate the effect of any impact. (Option)



Lane-Keeping Alert^{0*2)}

Can recognise when you approach lane markings without using the indicator and alert you with vibrations through the steering wheel. (Standard on Sport, option on other series, and as part of a pack on Trend and Limited)



Driver Alert⁰²⁾

Designed to warn you if the system detects driving behaviour that indicates a drop in alertness levels. Initially, a warning icon is displayed in the instrument cluster, followed by a warning chime if driving alertness further declines. (Standard with Lane-Keeping Alert)

⁰⁾Uses sensors.

^{*}Operates at speeds over 65 km/h on multi-lane roads with clearly visible lane markings.

²⁾Driver assistance feature.

¹⁾Speed limit may vary according to road and vehicle size. Driver is responsible for adhering to the speed limit at all times.



See and be seen

Enhanced lighting for outstanding visibility.

With its stylish and powerful new headlights, Transit Custom is a van designed to be noticed.



Projector-style headlights with static cornering lights and LED daytime running lights

When you turn the steering wheel beyond 30 degrees, cornering lights illuminate the appropriate side of the road for extra visibility at night. Operates at speeds up to 30 km/h. (Standard on Trend, Limited and Sport, option on Base)

Xenon headlights with static bending lights

Transit Custom's new xenon headlights offer superior light quality over halogen bulbs, while using less energy. Static bending lights, mounted within each headlight, illuminate corners during turns, at speeds up to 60 km/h. Whenever outside light levels dictate, automatic headlights switch on to help keep the road ahead well lit. (Option)



Smart

Advanced systems to ease your working day.

Transit Custom is available with a range of safety and driver assistance features to help make your working day both safer and easier.



Roll Stability Control^{①)}

Ford's unique roll-rate sensor helps the Roll Stability Control system to keep the tyres grounded under conditions of high centre of gravity and when driving through off-camber turns. (Standard)



Auto Start-Stop

When you stop at traffic lights or your vehicle is idling in a queue, this technology can automatically switch off the engine (while still supplying power to essentials like the headlights, air-conditioning, radio and the Ford SYNC system). When you're ready to move, just depress the clutch and select first gear as usual, or press the accelerator on an automatic, and the system restarts. Auto Start-Stop is particularly effective in town and city streets, where it can cut fuel consumption by up to 10% (urban cycle). (Standard on M1 models, and models specified with automatic transmission. Option on other models)

Side Wind Stabilisation^{②)}

Helps the driver to stay in lane in strong, gusty conditions by using the ESC system to sense when the vehicle is being affected by crosswinds.

Traction Control¹⁾

Eliminates excessive wheelspin and provides the best possible grip, performance and stability, when you need it most. The system constantly monitors and adjusts the power delivered to the vehicle's individual wheels ensuring maximum contact and grip when you're accelerating. (Standard)

Emergency Brake Assist^{②)}

Designed to recognise an emergency braking situation and increase the pressure within the braking system to provide extra stopping power. (Standard)

Electronic Stability Control (ESC)^{②)}

Designed to help you maintain control in extreme driving conditions. It senses when you are deviating from your chosen line and aims to keep you on track by automatically regulating braking and engine output. (Standard)

Impressive towing ability

With up to 2,800 kg* maximum towing capacity, Transit Custom offers impressive pulling power along with a range of safety features to help keep you and your trailer secure. (Commercial users may need a digital tachograph)

Trailer Sway Control^{②)}

Designed to detect when trailer sway occurs and to help counteract it to bring the trailer under control. (Standard, but activated with optional Ford trailer tow attachment)

Hill Start Assist^{②)}

Designed to temporarily prevent you from rolling down a slope when you move your foot from the brake pedal to the accelerator pedal. It works in forward and reverse gears, so is ideal for towing and pulling heavy loads. (Standard)

^{②)}Uses sensors.

*Maximum towing capacity on L2 series.

¹⁾Safety feature.

²⁾Driver assistance feature.



Side curtain airbags^{①)}

Designed to provide additional protection to the driver and front seat passengers. (Option)



Features to make your life easier



Parking distance sensors

Front and rear parking distance sensors provide an audible warning to help you judge parking distances. (Standard on Trend, Limited and Sport, option on Base)



SelectShift automatic transmission

Six-speed automatic transmission delivers a smooth, relaxing driving experience, especially in busy stop-start traffic. Change gear manually if you prefer, using the facia-mounted gearshift, or lockout gears in more challenging driving conditions, e.g. on slippery surfaces or steep gradients. (Available on 130 PS and 170 PS models)



SYNC 3 Live Traffic*

Provides you with real-time traffic information, such as traffic speed, accidents and road closures, as well as alternate route guidance and mapping to help you avoid problem areas.




Load-through bulkhead

A flip-up panel in the bulkhead provides load-through access to the underseat storage area, allowing items such as pipes and ladders of up to 3-metres in length to be transported securely (3.4-metres in L2).



Adaptive Cruise Control^②

Set your desired speed and Adaptive Cruise Control maintains a pre-set distance from the vehicle in front. If the sensors detect traffic slowing ahead, your vehicle automatically slows down. When traffic has cleared, your vehicle accelerates back to the pre-selected speed. (Option)



Quickclear heated windscreen

Demists the windscreen screen in seconds, even on frosty mornings.



Rear-view camera with Trailer Hitch Assist

Select reverse and the view to the rear of the vehicle is displayed in the Multi-Functional Display screen. Marker lines overlaid on the camera image indicate where the vehicle is heading. (Standard on Sport, optional elsewhere)



230-volt power socket

A handy 150 Watt 230 V power socket, located between the driver's and passenger seats, can be used to charge tools, laptops or other electrical equipment without the need for special adaptors. (Option)

^①Uses sensors.

^②Driver assistance feature.

**Live Traffic access is free for the first 2 years following the registration of a new Ford featuring SYNC 3 with navigation; thereafter there is an annual licence fee.*

Base

Exterior features

- Door mirrors with blind spot eliminator and integrated side indicator
- Daytime running lights
- Remote central door locking
- Passenger side sliding load door
- Headlights with courtesy delay
- Front and rear mudflaps
- Multi-piece rear bumper
- 15" steel wheels with half caps
- 16" steel wheels with half caps on 320/340 series



Interior features

- Single-DIN radio with remote audio controls and USB connectivity port with iPod® functionality (Van, DCiV only)
- Connection radio with remote audio controls and USB connectivity port with iPod® functionality (Kombi only)
- Height- and reach-adjustable steering column
- Trip computer
- Electrically-operated front windows
- 8-way adjustable driver's seat with armrest
- Two 2-litre bottle holders
- Glovebox capable of A4 file storage
- Two 12-volt power points
- Dual front passenger seat with lift-up cushion and underseat storage
- Loadspace compartment lights
- Gear Shift Indicator light – to aid economical driving
- Stowage box over instrument cluster with 12-volt power point
- Full-width DIN/ISO-compliant metal bulkhead with load-through facility (Van only)

Option packs available:

Visibility Pack Low

- Electrically-operated and heated door mirrors
- Quickclear heated windscreen
- Washer fluid low-level sensor

Engines

- 105 PS (77 kW)/360 Nm
- 130 PS (96 kW)/385 Nm
- 170 PS (125 kW)/405 Nm

Bodystyles

- Van
- Double Cab-in-Van
- Kombi

Model shown is a Transit Custom Ambiente L1 H1 in Moondust Silver metallic body colour (option).



Trend

Exterior features in addition to Base

- Power-foldable door mirrors with body colour housings
- Projector-style halogen headlights with static cornering lights and LED daytime running lights
- Body colour front bumper and body colour rear bumper end caps
- Front fog lights
- Full wheel covers
- Front and rear parking distance sensors
- Rain-sensing front wipers
- Automatic headlights

Interior features in addition to Base

- Cruise control with Adjustable Speed Limiter
- 8-way adjustable driver's seat with lumbar adjust and armrest
- Dual front passenger seat with fold-out table
- Quickclear heated windscreen
- Leather-trimmed steering wheel
- Lockable glovebox
- Map reading lights
- Easy to Clean Load Floor (Van only)
- Instrument panel dimmer
- Washer fluid low-level sensor



Option packs available:

Visibility Pack Premium

- Rear-view camera with Trailer Hitch Assist
- Lane-Keeping Alert with Driver Alert
- High series instrument cluster

Engines

- 105 PS (77 kW)/360 Nm
- 130 PS (96 kW)/385 Nm
- 170 PS (125 kW)/405 Nm

Bodystyles

- Van
- Double Cab-in-Van
- Kombi



Quickclear heated windscreen
(Standard)



Front and rear parking distance sensors
(Standard)

Note The Bluetooth® word mark and logos are owned by the Bluetooth SIG, Inc. and any use of such marks by Ford Motor Company Limited and its associated companies is under licence. Other trademarks and trade names are those of their respective owners.

Model shown is a Transit Custom Trend L1 H1 in Race Red solid body colour.



Limited

Exterior features in addition to Trend

- Body colour bodyside mouldings
- Body colour rear bumper
- Body colour front, side and cargo door handles
- Chrome front grille surround
- 16" 5x2-spoke alloy wheels with locking wheel nuts
- Driver's side sliding load door (Double Cab-in-Van only)

Interior features in addition to Trend

- Radio with DAB, SYNC 3, Voice Control System, AppLink, audible text messaging and privacy mode, 8" touchscreen display, integrated control panel, USB connectivity port with iPod® functionality, remote audio controls and four front speakers
- Heated front seats
- Leather-trimmed gearshift knob
- Air conditioning
- Front passenger's airbag^o with deactivation switch
- Load area protection kit (standard on Van)



Option packs available:

Visibility Pack Premium

- Rear-view camera with Trailer Hitch Assist
- Lane-Keeping Alert with Driver Alert
- High series instrument cluster
- Auto High Beam

Engines

- 130 PS (96 kW)/385 Nm
- 170 PS (125 kW)/405 Nm

Bodystyles

- Van
- Double Cab-in-Van



Air conditioning
(Standard)



Radio/DAB with Ford SYNC 3
(Standard)

***Note A rear-facing child seat should never be placed in the front passenger seat when the Ford vehicle is equipped with an operational front passenger's airbag.**
Note The Bluetooth® word mark and logos are owned by the Bluetooth SIG, Inc. and any use of such marks by Ford Motor Company Limited and its associated companies is under licence. Other trademarks and trade names are those of their respective owners.
Model shown is a Transit Custom Limited L1 H1 in Magnetic metallic body colour (option).



Sport

Exterior features in addition to Limited

- Sport styling kit – includes front lower bumper skirt with unique fog light bezel, body colour side skirts, rear bumper skirt, sports style bonnet stripes, and front and rear wheel arch extensions with unique mudflaps
- 17" 5x2-spoke alloy wheels with bright/machined black finish
- Rear-view camera with Trailer Hitch Assist
- Tyre Pressure Monitoring System

Interior features in addition to Limited

- Partial leather seat trim
- Lane-Keeping Alert with Driver Alert
- High series instrument cluster

Engine

- 170 PS (125 kW)/405 Nm

Bodystyles

- Van



Partial leather seat trim
(Standard)



18" alloy wheels with 235/50R18 tyres
(Option on Van. When fitted, vehicle is designated as a 290 model) (N/A for ROI)



Series overview Sport 36-37

TRANSIT

Model shown is a Transit Custom Sport L1 H1 in Chrome Blue metallic body colour (option).

Colour and trim

Choose the body colour and trim that you think best reflects your business brand.

1. Base

Seat insert: Quadrant in Dark Palazzo Grey
Seat bolster: City in Ebony
(Standard)

2. Base

Seat insert: Crosshatch on Salerno in Dark Palazzo Grey
Seat bolster: Salerno vinyl in Ebony
(Option)

3. Trend

Seat insert: Capitol in Ebony
Seat bolster: City in Ebony
(Standard)

4. Limited

Seat insert: Inroad Emboss in Ebony
Seat bolster: Marl in Ebony
(Standard)

5. Sport

Seat insert: Dynamo Emboss on Eton in Ebony
Seat bolster: Salerno leather in Ebony
(Standard)



Frozen White

Solid body colour



Race Red

Solid body colour



Blazer Blue

Solid body colour



Diffused Silver

Metallic body colour*



Orange Glow

Metallic body colour*



Chrome Blue

Metallic body colour*



Magnetic

Metallic body colour*



Moondust Silver

Metallic body colour*



Shadow Black

Mica body colour*

12-year perforation warranty

The Transit Custom owes its durable exterior to a thorough multi-stage painting process. From the wax-injected steel body sections to the hard-wearing top coat, new materials and application processes ensure it will retain its good looks for many years to come.

**Metallic and mica body colours are options at extra cost.*

The Ford Transit Custom is covered by the Ford Corrosion Protection Warranty for 12 years from the date of first registration. Subject to terms and conditions.

Note The vehicle images used are to illustrate body colours only and may not reflect current specification. Colours and trims reproduced within this brochure may vary from the actual colours, due to the limitations of the printing processes used.

Zinc coating

Phosphate coat

Electrocoat

Primer

Top coat

Clearcoat
(not with Frozen White body colour)



Personalise

Rear ladder

Provides safe and easy access to the roof of your van. (Max 125 kg, only for rear cargo doors with 180-degree hinges) (Option and accessory)

Rear window protection grille

High quality rear window grilles help protect your load from theft and keep it secure while on the move. Not suitable for models with liftgate. (Option and accessory)

Interior roof rack

Two black steel racks hold a maximum of 50 kg and can be fixed in different locations on the inside roof rails in line with the flex floor. (Option and accessory)

Flex floor

The non-slip flex floor and aluminium fixing rails on the floor and sidewalls provide easy fitting and installation of racking, loadspace dividers and securing of cargo. (Option, not available on Double Cab-in-Van)

Fixing rails (option) and sliding blocks with lashing hooks (10x) for load retention system

(Option and accessory)

Brink® tow bar

For extra transport and stowage capability, the tow bar can tow up to 2,500 kg depending on engine (Please check with your Ford Dealer for further details) (Fixed, not in conjunction with tyre carrier drop-down) (Accessory)

Q-Top® (Q-Tech) roof gallery

Lightweight aluminium construction allows additional load*. Ideal for transportation of large, long or bulky items and gives you more flexibility in your daily business. (Accessory)

(Low roof, max roof load 150 kg, incl. weight of the roof gallery, remaining load capacity 120 kg)

*Please refer to vehicle weight and load specification.

Q-Top® (Q-Tech) ladder roller for Q-Top® (Q-Tech) roof gallery

Rear ladder roller for easier loading and unloading. (Accessory) (SWB & LWB, 150 cm, fitted on the above roof gallery)

Integrated roof rack

Can carry up to 130 kg of cargo (80 kg on Sport) and folds level with the roof line when not in use. Features load stop and integrated T-slots that are compatible with standard roof rack accessories to maximise the roof capability and usability. (Option and accessory on H1 models only)

Thule® Professional sliding ladder holder

For time-saving, secure and ergonomic ladder fastening. Slides out along the side of the van and tilts down from the roof for easy loading. The ladder holder includes four load stops and a ladder fastening. (Accessory)

ClimAir® wind deflectors

Reduces wind turbulence and noise, allowing you a more enjoyable drive with the front windows down, even during light rain. (Accessory)

Alloy wheels

16" 5x2-spoke alloy wheels (standard on Limited and accessory) with locking wheel nuts (accessory).

Xvision (SCC)® parking distance sensors

An audible warning helps you to judge parking distances. (Accessory)

Engine undershield

Tough corrosion-resistant metal undershield protects engine from accidental stone and kerb damage. Easily removed for oil changes and routine servicing. (Option and accessory)

Mudflaps

Contoured rear mudflaps help to protect the bodywork of your Transit Custom from stone chips and road spray. (Front standard, rear option and accessory)

All-weather floor mats

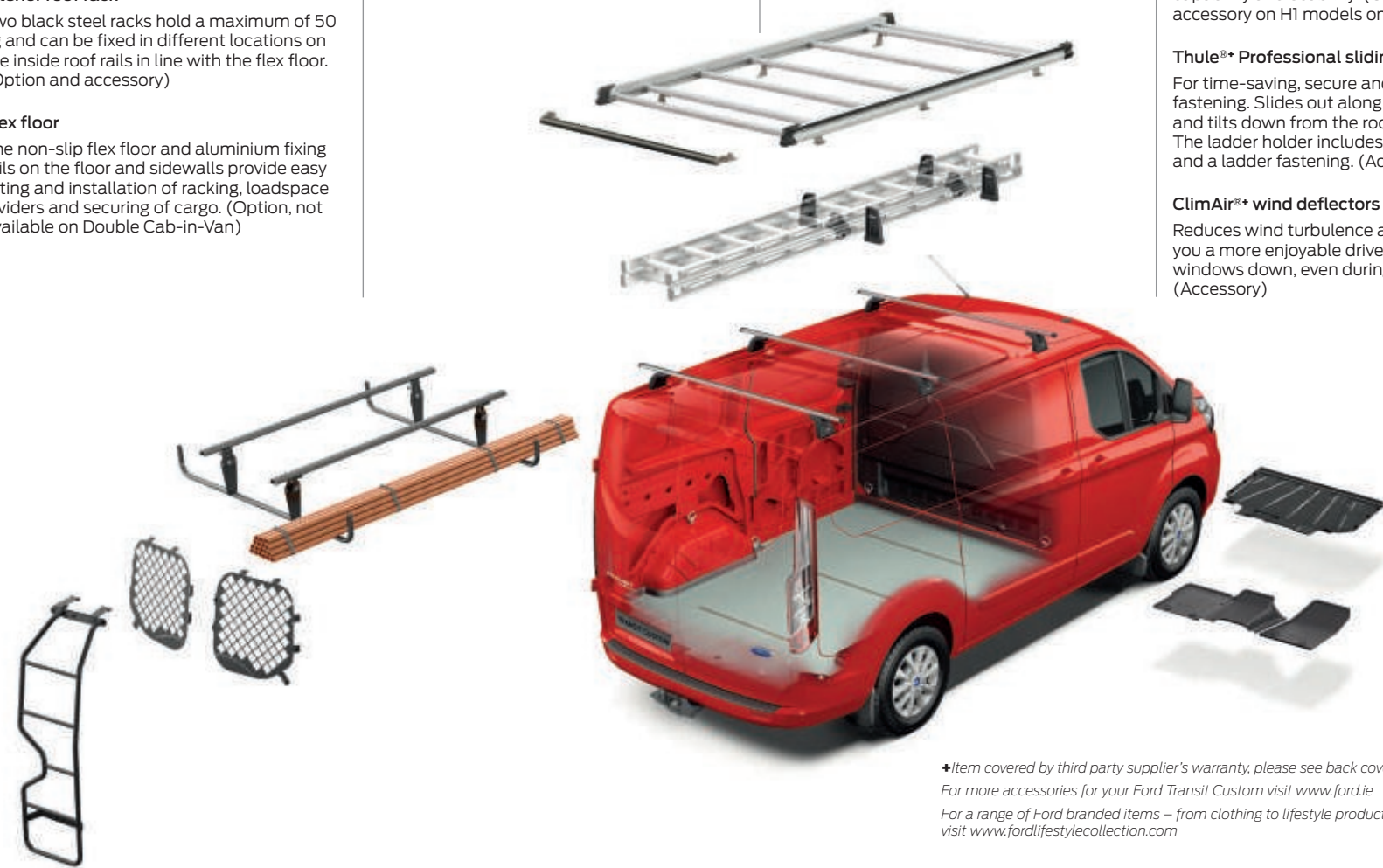
All-weather floor mats are tailor-made to fit your Ford perfectly and protect against dirt and damp. Securely fixed directly onto the vehicle's floor. (Accessory)

Bott® cargo load net

Secure your loads safely and easily with a lightweight adjustable cargo net system, ideal for courier and parcel delivery services. Attaches to the side-mounted tie-down points and can be stowed away in a storage bag when not in use. Max load 500 daN. Available for L1 and L2 models. (Option and accessory)

Wooden load liner

Load floor kit includes two-piece wooden floor with anti-slip coating and integrated aluminium airline rails. Max rail load 500 daN. (Option and accessory)



★Item covered by third party supplier's warranty, please see back cover for details.

For more accessories for your Ford Transit Custom visit www.ford.ie

For a range of Ford branded items – from clothing to lifestyle products and model cars – visit www.fordlifestylecollection.com





Keep your business moving.

Ford Service

Discover the valuable benefits of a Ford Service.

Designed to keep you on the road and your running costs low, a Ford Service is delivered by the experts and available exclusively through our dealer network.

Features of Ford Service:

- Genuine Ford parts quality
- Ford-trained technicians
- Speedy and accurate Ford diagnostics
- Free Video Check
- Electronic Vehicle Health Check (eCheck)
- Collection and delivery**
- Interim checks for optimum vehicle performance
- Unscheduled repairs
- Priority treatment for urgent repairs
- Free Pan-European Roadside Assistance

Efficiency, accuracy and convenience are at the heart of the Ford service promise. So, whether it's servicing, maintenance or repair you need, be sure to come and see us.

For more information and to find your nearest participating Ford Service centre, visit the aftersales support section at www.ford.ie

Commercial Vehicle Finance

When it comes to financing your Ford Commercial Vehicle, our size and expertise means we're well placed to provide you with a wide range of finance products. Ford Credit provides a range of finance products for your vehicle as a business user. For more information about the finance products provided by Ford Credit visit www.ford.ie.

The credit provider of these products is Bank of Ireland Leasing Limited, trading as Ford Credit. The FORD and FORD CREDIT trademarks are owned by the Ford Motor Company and its affiliates are used under license.

Lending criteria and terms and conditions apply. Applicants must be aged 18 or over. The information is for illustrative purposes only and does not constitute an offer.

Warning: You may have to pay charges if you repay early, in full or in part, a fixed rate credit facility.

FORD PROTECT

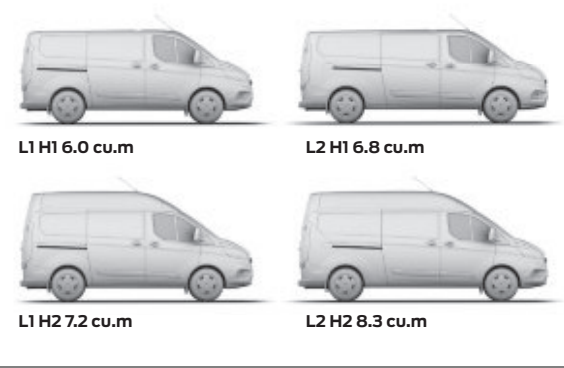
Extend your warranty up to 7 years with Ford Protect.

Extend your standard 2-year warranty and enjoy worry-free motoring for many years to come. Ford Protect provides a range of key benefits including:

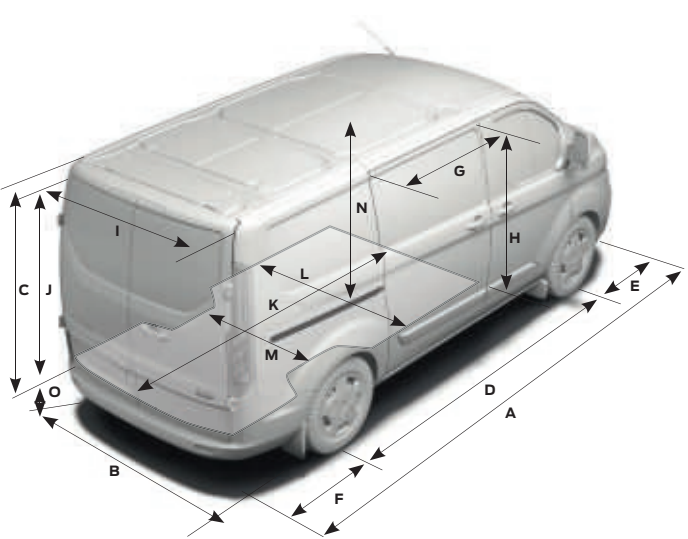
- High flexibility in duration and mileage
- Attractive annual fees
- Protection on trips abroad
- Inflation proof: all increases in repair costs are covered
- Prolonged lifespan of your Ford vehicle
- Protects your vehicle resale value

**Collection and delivery takes place on appointment and within a reasonable travelling time (maybe at an additional cost – please consult your service advisor). We even wash your vehicle so that it looks its best.

Van



Double Cab-in-Van



Van/Double Cab-in-Van dimensions

	L1 H1 Van	L1 H2 Van	L2 H1 Van	L2 H2 Van
A Overall length	4973	4973	5340	5340
B Overall width with mirrors	2272	2272	2272	2272
Overall width with folded back mirrors	2080	2080	2080	2080
Overall width without mirrors and handles	1986	1986	1986	1986
C Overall height*	1925-2000	2286-2366	1922-1979	2285-2343
D Wheelbase	2933	2933	3300	3300
E Front of vehicle to front wheel centre	1012	1012	1012	1012
F Rear of vehicle to rear wheel centre	1028	1028	1028	1028
G Side door entry width	1030	1030	1030	1030
H Side load door entry height	1324	1324	1324	1324
I Rear door/tailgate entry width	1404	1404	1404	1404
J Rear door/tailgate entry height	1347	1706	1347	1706
K Maximum loadspace length (up to bulkhead)	2554	2554	2921	2921
Maximum loadspace length (includes underseat storage)	3037	3037	3404	3404
L Maximum loadspace width	1775	1775	1775	1775
M Loadspace between wheel arches	1392	1392	1392	1392
N Load floor to roof	1406	1778	1406	1778
O Rear door loading height*	511-564	511-564	513-536	513-536
P Maximum loadspace (with bulkhead) (cu.m)	6.0	7.2	6.8	8.3
Loadspace (behind bulkhead) (SAE) (cu.m)	5.7	7.2	6.6	8.2
Loadspace (with bulkhead) (VDA) (cu.m)	5.4	6.6	6.2	7.7
Turning circle (m)				
15" wheels, kerb to kerb/wall to wall	10.9/11.6	10.9/11.6	12.2/12.8	12.2/12.8
16" wheels, kerb to kerb/wall to wall	11.6/12.2	11.6/12.2	12.8/13.4	12.8/13.4
17" wheels, kerb to kerb/wall to wall	11.8/12.3	–	13.0/13.5	–
Double Cab-in-Van unique measurements				
G Side door entry width	930	n/a	930	n/a
P Maximum loadspace (behind bulkhead) (cu.m)	3.5	n/a	4.3	n/a
Loadspace (behind bulkhead) (SAE) (cu.m)	3.5	n/a	4.3	n/a
Loadspace (behind bulkhead) (VDA) (cu.m)	3.2	n/a	4.0	n/a
Q Maximum loadspace length	1577	n/a	1944	n/a
R Usable load length at 1.2m height	1505	n/a	1872	n/a

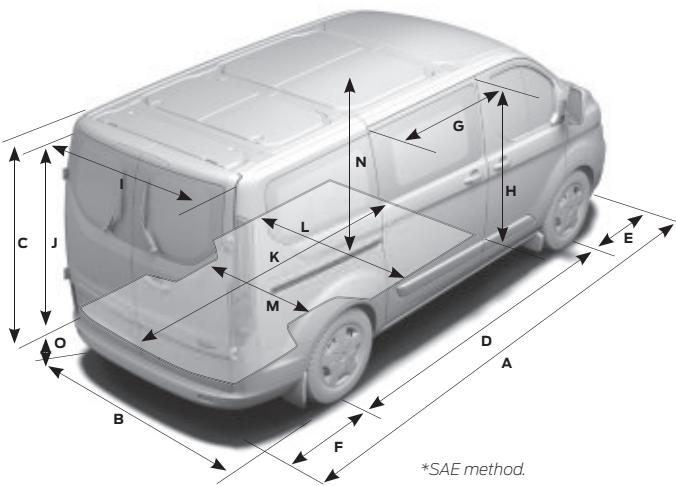
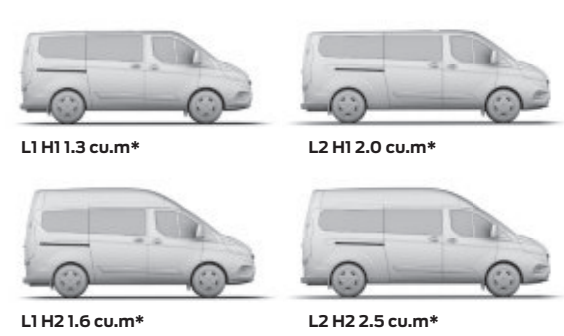
L1 = Short wheelbase, **L2** = Long wheelbase, **H1** = Low Roof, **H2** = High Roof. All dimensions (shown in mm) are subject to manufacturing tolerances and refer to minimum specification models and do not include additional equipment. *Height dimensions show the range from minimum to maximum of a fully laden, lowest payload vehicle to unladen highest payload vehicle. These illustrations are for guidance only. **VDA method** This is the method used by the Verband der Automobilindustrie (VDA) in Germany. A VDA figure is determined by filling the loadspace with 'litre' blocks, each measuring 200x100x50 mm. The blocks are then counted, and the numerical result is converted into cubic metres. **SAE Method** This is the method used by Society of Automotive Engineers. An SAE figure is determined by the average of two height, length and width dimensions, multiplied to derive volume in cubic metres. **Maximum load volume** method simply measures the volume of a fine-grained material such as sand or rice which can be deposited into the loadspace.

Kombi dimensions

	L1 H1 Kombi	L1 H2 Kombi	L2 H1 Kombi	L2 H2 Kombi
A Overall length	4973	4973	5340	5340
B Overall width with mirrors	2272	2272	2272	2272
Overall width with folded back mirrors	2080	2080	2080	2080
Overall width without mirrors and handles	1986	1986	1986	1986
C Overall height*	1925-2000	2286-2366	1922-1979	2285-2343
D Wheelbase	2933	2933	3300	3300
E Front of vehicle to front wheel centre	1012	1012	1012	1012
F Rear of vehicle to rear wheel centre	1028	1028	1028	1028
G Side door entry width	930	930	930	930
H Side load door entry height	1292	1292	1292	1292
I Rear door/tailgate entry width	1404	1404	1404	1404
Rear door/tailgate entry width (with rear air conditioning)	1215	1215	1215	1215
J Rear door/tailgate entry height	1297	1660	1297	1660
K Maximum loadspace length (behind second row seat)	1545	1545	1912	1912
Maximum loadspace length (behind third row seats)	687	687	1054	1054
L Maximum loadspace width	1775	1775	1775	1775
M Loadspace between wheel arches	1351	1351	1351	1351
N Load floor to roof	1382	1754	1382	1754
O Loading height*	511-564	511-564	513-536	513-536
P Loadspace (SAE) (cu.m) – 6 seats/9 seats	3.1/1.3	3.8/1.6	3.8/2.0	4.7/2.5
Turning circle (m)				
15" wheels, kerb to kerb/wall to wall	10.9/11.6	10.9/11.6	12.2/12.8	12.2/12.8
16" wheels, kerb to kerb/wall to wall	11.6/12.2	11.6/12.2	12.8/13.4	12.8/13.4
17" wheels, kerb to kerb/wall to wall	11.8/12.3	–	13.0/13.5	–

L1 = Short wheelbase, **L2** = Long wheelbase, **H1** = Low Roof, **H2** = High Roof. All dimensions (shown in mm) are subject to manufacturing tolerances and refer to minimum specification models and do not include additional equipment. *Height dimensions show the range from minimum to maximum of a fully laden, lowest payload vehicle to unladen highest payload vehicle. These illustrations are for guidance only. **VDA method** This is the method used by the Verband der Automobilindustrie (VDA) in Germany. A VDA figure is determined by filling the loadspace with 'litre' blocks, each measuring 200x100x50 mm. The blocks are then counted, and the numerical result is converted into cubic metres. **SAE Method** This is the method used by Society of Automotive Engineers. An SAE figure is determined by the average of two height, length and width dimensions, multiplied to derive volume in cubic metres. **Maximum load volume** method simply measures the volume of a fine-grained material such as sand or rice which can be deposited into the loadspace.

Kombi



*SAE method.

Get the most from your new Ford

We want to help you get the most from your new Ford. And to do that, you need to know how much it is designed to safely carry, both in terms of payload and load volume. Your Transit Centre can provide professional advice on important specification aspects, and help to find the right van for your budget and business needs.

The Ford Transit Custom is designed to carry cargo – and lots of it.

Choosing a new van is an important decision with lots of factors to be considered. While some aspects, like selecting the most appropriate derivative, identifying the intended primary use and determining load box size are relatively simple, others, such as calculating payload are more complex.

Payload capacity

To calculate payload, you need to know two things: the vehicle's gross vehicle mass (GVM) and its kerb mass.

GVM is the maximum permissible weight of the vehicle when loaded and ready to go – that includes the weight of the vehicle itself, ancillaries, driver and crew (assuming the industry standard weight of 75 kg/person), fluids, fuel tank 90% full (1 litre of diesel = approximately 0.85 kg), optional and aftermarket equipment, and cargo.

For simplicity, Ford Transit models are designated according to their GVM. For example, a 280 has a GVM of c. 2,800 kg; and a 300 has a GVM of c. 3,000 kg.

Kerb mass is the weight of a standard-specification Base series vehicle, including fluids and fuel tank 90% full, but without the driver, crew or cargo.

Payload is the difference between the two.

Gross vehicle mass minus kerb mass = payload

So to help you choose the right vehicle for your needs, here are some more detailed explanations about the factors that can influence a vehicle's payload. These include, but are not limited to:

Driver and crew

We calculate the weight of the driver and crew based on the industry-standard weight of 75 kg/person. Remember that the driver and crew are not included in the kerb mass figure, so when a driver or crew boards the vehicle, its payload will be reduced accordingly.

Factory-fitted options

Most factory-fitted options will affect a vehicle's payload. For example, air conditioning can add approximately 18 kg to a vehicle's weight, and therefore reduce its payload accordingly.

However, specifying a single front passenger seat in lieu of the standard dual seat will reduce the vehicle's weight by approximately 12 kg, and increase its payload by the same amount. Your Transit Centre will be able to tell you what features can add or reduce your vehicle's kerb mass and by how much.

Series

All kerb masses quoted in this brochure are for standard-specification Base series models, unless otherwise stated. Trend, Limited and Sport series models will generally weigh more than Base series due to the increased level of features and equipment.

Manufacturing tolerances

Variations in manufacturing and production processes mean that no two vehicles are likely to weigh exactly the same.

Accessories and aftermarket conversions

It is important to think carefully about what you add to your vehicle after you take delivery. Any accessories fitted or aftermarket conversions to the vehicle may adversely affect its payload. Please speak to your Transit Centre for more information and advice.

If payload is critical to your business, or if you plan to carry cargo at, or close to, the vehicle's maximum capacity, your Transit Centre can help. Using their specialist expertise and knowledge, they can advise you on the exact specification of vehicle required to meet your individual business needs.

Configure your van to suit your job

Ford Commercial Vehicles are available with a wide range of standard and optional features. Your Transit Centre can help you ensure that you specify the right vehicle features for your specific business needs, including technical items to aid aftermarket fitment of specialist equipment or conversion.

Note Technical information for vehicle converters can be found online via the Body and Equipment Mounting Manual @ etis.ford.com go to >information >>vehicle conversions.

Weights and loads

	Max gross payload (excluding driver/ passengers) (kg)	Gross vehicle mass (kg)	Min kerb mass (excluding driver/ passengers) (kg)	Front axle plated mass (kg)	Rear axle plated mass (kg)
Van (3 Seats)					
260 L1 H1	685	2600	1915	1575	1415
280 L1 H1	799-885	2800	1915-2001	1575	1415
280 L1 H1 with automatic transmission	747-791	2800	2009-2053	1575	1415
300 L1 H1	999-1085	3000	1915-2001	1575	1590
300 L1 H1 with automatic transmission	947-991	3000	2009-2053	1575	1590
300 L2 H1	910-1005	3000	1995-2090	1675	1590
300 L2 H1 with automatic transmission	858-903	3000	2097-2142	1675	1590
310 L1 H1 – Sport	1133	3100	1967	1600	1640
310 L2 H1 – Sport	1051	3100	2049	1650	1640
320 L1 H1	1199-1285	3200	1915-2001	1625	1725
320 L1 H1 with automatic transmission	1147-1191	3200	2009-2053	1625	1725
320 L2 H1	1110-1205	3200	1995-2090	1725	1725
320 L2 H1 with automatic transmission	1058-1103	3200	2097-2142	1725	1725
340 L1 H1	1373-1459	3400	1941-2027	1625	2015
340 L1 H1 with automatic transmission	1321-1365	3400	2035-2079	1625	2015
340 L2 H1	1284-1379	3400	2021-2116	1750	2015
340 L2 H1 with automatic transmission – Trend	1232-1277	3400	2123-2168	1750	2015
Double Cab-in-Van (6 Seats)					
280 L1 H1	794-804	2800	1996-2006	1575	1415
300 L1 H1	898-991	3000	2009-2102	1575	1590
300 L1 H1 with automatic transmission	846	3000	2154	1575	1590
300 L2 H1	810-910	3000	2090-2190	1675	1590
300 L2 H1 with automatic transmission	769	3000	2231	1675	1590

L1 = Short wheelbase, **L2** = Long wheelbase, **H1** = Low Roof. Figures apply to Low Roof vehicles unless otherwise stated. For High Roof option vehicles, kerb mass is increased and payload reduced. Kerb mass is affected by many factors such as bodystyles, engines and options. It is the weight of a standard-specification base series vehicle (different series will have different kerb masses), including fluids and fuel tank 90% full, but without the driver (75kg), crew or cargo. Payload within this guide is the difference between gross vehicle mass (GVM) and kerb mass with a further 75kg deduction for the weight of the driver. It must be noted that actual weight will always be subject to manufacturing tolerances which may result in payload variations between this guide and actual weight. For customers intending to load vehicle close to maximum payload, **we suggest you also add a margin for error of 5% of Kerb Mass to the Kerb Mass figure before calculation, to reduce risk of overloading.** NB: It is the responsibility of the vehicle operator to ensure their vehicles are legally compliant for road use.

	Max gross payload (excluding driver/ passengers) (kg)	Gross vehicle mass (kg)	Min kerb mass (excluding driver/ passengers) (kg)	Front axle plated mass (kg)	Rear axle plated mass (kg)
Kombi M1 (8-9 Seats)					
320 L1 H1	1018-1036	3190	2154-2172	1625	1725
320 L1 H1 with automatic transmission	1020	3240	2220	1675	1725
320 L1 H1 with rear air suspension (vehicle will be re-classified as 310)	911-929	3140	2211-2229	1625	1640
320 L1 H1 with automatic transmission & rear air suspension (vehicle will be re-classified as 310)	863-881	3140	2259-2277	1675	1640
320 L2 H1	923-938	3190	2252-2267	1725	1725
320 L2 H1 with automatic transmission	925	3240	2315	1725	1725
320 L2 H1 with rear air suspension (vehicle will be re-classified as 310)	816-831	3140	2309-2324	1725	1640

L1 = Short wheelbase, **L2** = Long wheelbase, **H1** = Low Roof. Figures apply to Low Roof vehicles unless otherwise stated. For High Roof option vehicles, kerb mass is increased and payload reduced. Kerb mass is affected by many factors such as bodystyles, engines and options. It is the weight of a standard-specification base series vehicle (different series will have different kerb masses), including fluids and fuel tank 90% full, but without the driver (75kg), crew or cargo. Payload within this guide is the difference between gross vehicle mass (GVM) and kerb mass with a further 75kg deduction for the weight of the driver. It must be noted that actual weight will always be subject to manufacturing tolerances which may result in payload variations between this guide and actual weight. For customers intending to load vehicle close to maximum payload, **we suggest you also add a margin for error of 5% of Kerb Mass to the Kerb Mass figure before calculation, to reduce risk of overloading.** NB: It is the responsibility of the vehicle operator to ensure their vehicles are legally compliant for road use.

Fuel economy and CO₂ emissions

	Axle ratio ^o	CO ₂ emissions (g/km) ^{ooo}	Fuel consumption in L/100 km/mpg ^{ooo}		
			Urban	Extra Urban	Combined
Van, Double Cab-in-Van – FWD					
2.0 TDCi Ford EcoBlue 130 PS (96 kW)/170 PS (125 kW) – Automatic transmission	3.65	182-186	7.8-7.6/36.2-37.2	6.7-6.7/ 42.8-42.8	7.2-7.0/ 39.2-40.4
2.0 TDCi Ford EcoBlue 105 PS (77 kW)/130 PS (96 kW)	3.94	157-175	7.7-6.8/36.7-41.5	6.1-5.7/ 46.3-49.6	6.8-6.2/ 41.5-46.3
2.0 TDCi Ford EcoBlue 105 PS (77 kW)/130 PS (96 kW)	4.19	161-175	7.7-6.9/ 40.9-36.7	6.1-5.8/46.3-48.7	6.8-6.2/41.5-46.3
2.0 TDCi Ford EcoBlue 170 PS (125 kW)	4.19	165-179	7.9-7.1/35.8-39.8	6.3-6.0/44.8-47.1	6.9-6.4/40.9-44.1
2.0 TDCi Ford EcoBlue 130 PS (96 kW)/170 PS (125 kW)	4.43	166-180	8.0-7.1/35.3-39.8	6.3-6.0/44.8-47.7	6.9-6.4/40.9-44.1

Values shown illustrate vehicles fitted with Auto-Start-Stop. Auto-Start-Stop system reduces CO₂ emissions and fuel consumption by 6 g/km and between 0.2-0.3 L/100km respectively. ^{oo}The illustrated axle ratio shown is the one available dependent upon model, GVM payload and engine/transmission combination. ^{ooo}The declared fuel/energy consumptions and CO₂ emissions for Stage 6 engines are measured according to the technical requirements and specifications of European Regulation (EC) 715/2007 and (EC) 692/2008 as last amended. Fuel consumption and CO₂ emissions may be specified for a vehicle variant and not for a single vehicle. The applied standard test procedure enables a comparison between different vehicle types and different manufacturers. In addition to the fuel efficiency of a vehicle; driving behaviour as well as other non-technical factors are very important in determining a vehicle's fuel/energy consumption and CO₂ emissions.

The test used to establish fuel consumption and CO₂ figures has changed to deliver results that are more representative of real driving. The Worldwide Harmonised Light Vehicle Test Procedure (WLTP) has replaced the old NEDC test. The Fuel Consumption and CO₂ figures shown are derived from the new WLTP test. Please note that vehicle registration tax (VRT) is not based on these WLTP figures in 2019, these figures are for information purposes only.

Understanding fuel data

The table below shows the fuel consumption (WLTP) and CO₂ emissions (WLTP) for each available engine when fitted on a standard specification Transit Custom (with no options or accessories). Adding options or accessories to your chosen vehicle can impact WLTP fuels consumption and CO₂ emissions. Please speak to your Ford Dealer for more information.

The fuel consumption you achieve in real life conditions and CO₂ produced will depend upon a number of factors including options and accessories fitted, variations in weather, driving styles and vehicles load."

Fuel Economy and CO₂ Emissions (Stage 6.2)

Engine	2.0L Ford EcoBlue 105PS (77kW)	2.0L Ford EcoBlue 130PS (96kW)	2.0L Ford EcoBlue 130PS (96kW)	2.0L Ford EcoBlue 170PS (125kW)	2.0L Ford EcoBlue 170PS (125kW)
Transmission	6-speed manual	6-speed manual	6-speed automatic	6-speed manual	6-speed automatic
Euro Stage	Stage 6.2 + DPF	Stage 6.2 + DPF	Stage 6.2 + DPF	Stage 6.2 + DPF	Stage 6.2 + DPF
Maximum Power PS (kW)	105PS (77kW)	130PS (96kW)	130PS (96kW)	170PS (125kW)	170PS (125kW)
Torque Nm	360	385	385	405	405
WLTP CO ₂ emissions ^{oo}					
Lowest emission (g/km)	206	208	218	209	218
Highest emission (g/km)	209	213	223	215	223
Combined Fuel Consumption ^{oo} (WLTP figures with no options)					
Lowest Performing L/100km (MPG) Combined	7.9 (35.8)	8.0 (35.3)	8.3 (34.0)	8.0 (35.3)	8.3 (34.0)
Highest Performing L/100km (MPG) Combined	8.0 (35.3)	8.1 (34.9)	8.5 (33.2)	8.2 (34.5)	8.5 (33.2)

^{oo}The declared Fuel/Energy Consumption CO₂ Emissions and Electric range are determined according to the technical requirements and specifications of the European Regulations (EC) 715/2007 and (EU) 2017/1151 as last amended. The applied standard test procedure enables comparison between different vehicle types and different manufacturers. In addition to the fuel efficiency of a car, driving behavior as well as other non-technical factors play a role in determining a car's fuel/energy consumption, CO₂ emissions and electric range. CO₂ is the main greenhouse gas responsible for global warming. A guide on fuel economy and CO₂ emissions which contains data for all new passenger car models is available at any point of sale free of charge.

Max. GTM (kg)

	Axle ratio ^{oo}	260	280	290	300	310	320**	340
Van/Double Cab-in-Van/Kombi								
2.0 TDCi Ford EcoBlue 105 PS (77 kW)	3.94/4.19	● / ○	4540/5040	4540/5040	–	4540/5040	–	4540/5040 –
2.0 TDCi Ford EcoBlue 130 PS (96 kW)	3.94/4.19	● / ○	–	4940/5240	–	4940/5240	–	4940/5240 –
2.0 TDCi Ford EcoBlue 130 PS (96 kW)	4.43	●	–	–	–	–	–	5365
2.0 TDCi Ford EcoBlue 130 PS (96 kW) Auto	3.65	●	–	3800	–	4000	–	4200 4365
2.0 TDCi Ford EcoBlue 170 PS (125 kW)	4.19	●	–	5240	–	5240	–	5240 –
2.0 TDCi Ford EcoBlue 170 PS (125 kW)	4.43	●	–	–	–	–	–	5365
2.0 TDCi Ford EcoBlue 170 PS (125 kW) Auto	3.65	●	–	3800	–	4000	–	4200 4365
2.0 TDCi Ford EcoBlue 170 PS (125 kW) Sport Manual	4.19	●	–	–	–	5240	–	–

● = Standard, ○ = Option, at extra cost. **Note:** All engines are Stage 6 unless stated and include coated diesel particulate filter (cDPF). ^{oo}The illustrated axle ratio shown is the one available dependent upon model, GVM payload and engine combination. ******Vehicles fitted with optional rear air suspension are not suitable for towing and therefore have no trailer plate value. Maximum unbraked trailer mass is 750kg.

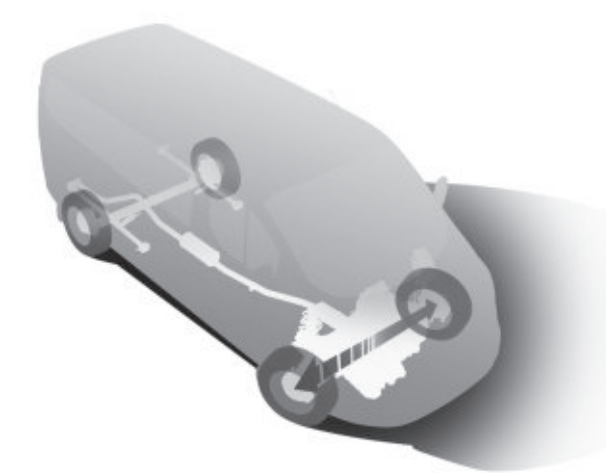


Max. braked trailer plate (kg)

	Axle ratio [®]		260	280	290	300	310	320**	340
L1 Van/Double Cab-in-Van									
2.0 TDCi Ford EcoBlue 105 PS (77 kW)	3.94/4.19	● / ○	2350/2500	2250/2500	–	2250/2500	–	2250/2500	–
2.0 TDCi Ford EcoBlue 130 PS (96 kW)	3.94/4.19	● / ○	–	2500	–	2500	–	2500	–
2.0 TDCi Ford EcoBlue 130 PS (96 kW)	4.43	●	–	–	–	–	–	–	2500
2.0 TDCi Ford EcoBlue 130 PS (96 kW) Auto	3.65	●	–	1450/–	–	1650/1550	–	1850/1750	2000/2000
2.0 TDCi Ford EcoBlue 170 PS (125 kW)	4.19	●	–	2500	–	2500	–	2500	–
2.0 TDCi Ford EcoBlue 170 PS (125 kW)	4.43	●	–	–	–	–	–	–	2500
2.0 TDCi Ford EcoBlue 170 PS (125 kW) Auto	3.65	●	–	1450/–	–	1650/1750	–	1850/1950	2000/2100
2.0 TDCi Ford EcoBlue 170 PS (125 kW) Sport Manual	4.19	●	–	–	–	–	2500	–	–
L2 Van/Double Cab-in-Van									
2.0 TDCi Ford EcoBlue 105 PS (77 kW)	3.94/4.19	● / ○	–	–	–	2150/2750	–	2150/2750	–
2.0 TDCi Ford EcoBlue 130 PS (96 kW)	3.94/4.19	● / ○	–	–	–	2550/2800	–	2550/2800	–
2.0 TDCi Ford EcoBlue 130 PS (96 kW)	4.43	●	–	–	–	–	–	–	2800
2.0 TDCi Ford EcoBlue 130 PS (96 kW) Auto	3.65	●	–	–	–	1550/1500	–	1750/1650	1950/1900
2.0 TDCi Ford EcoBlue 170 PS (125 kW)	4.19	●	–	–	–	2800	–	2800	–
2.0 TDCi Ford EcoBlue 170 PS (125 kW)	4.43	●	–	–	–	–	–	–	2800
2.0 TDCi Ford EcoBlue 170 PS (125 kW) Auto	3.65	●	–	–	–	1550/1700	–	1850/1700	1900/–
2.0 TDCi Ford EcoBlue 170 PS (125 kW) Sport Manual	4.19	●	–	–	–	–	2800	–	–

Torque Vectoring Control

Torque Vectoring Control reacts to the road surface 100 times per second. (That's 33 times faster than the blink of an eye.) Using this information, it balances the amount of power delivered to each of the driven wheels. This maximises grip and sharpens handling, helping you round corners and over undulations in the road. (Standard)



Max. braked trailer plate (kg)

	Axle ratio [®]		260	280	290	300	310	320**	340
L1 Kombi M1									
2.0 TDCi Ford EcoBlue 105 PS (77 kW)	3.94/4.19	● / ○	–	–	–	–	–	1500/2000	–
2.0 TDCi Ford EcoBlue 130 PS (96 kW)	3.94/4.19	● / ○	–	–	–	–	–	1900/2200	–
2.0 TDCi Ford EcoBlue 130 PS (96 kW)	4.43	●	–	–	–	–	–	–	2300
2.0 TDCi Ford EcoBlue 130 PS (96 kW) Auto	3.65	●	–	–	–	–	–	1150	1250
2.0 TDCi Ford EcoBlue 170 PS (125 kW)	4.19	●	–	–	–	–	–	2200	–
2.0 TDCi Ford EcoBlue 170 PS (125 kW)	4.43	●	–	–	–	–	–	–	2300
2.0 TDCi Ford EcoBlue 170 PS (125 kW) Auto	3.65	●	–	–	–	–	–	–	1250
L2 Kombi M1									
2.0 TDCi Ford EcoBlue 105 PS (77 kW)	3.94/4.19	● / ○	–	–	–	–	–	1400/1900	–
2.0 TDCi Ford EcoBlue 130 PS (96 kW)	3.94/4.19	● / ○	–	–	–	–	–	1800/2100	–
2.0 TDCi Ford EcoBlue 130 PS (96 kW)	4.43	●	–	–	–	–	–	–	2200
2.0 TDCi Ford EcoBlue 130 PS (96 kW) Auto	3.65	●	–	–	–	–	–	1050	1150
2.0 TDCi Ford EcoBlue 170 PS (125 kW)	4.19	●	–	–	–	–	–	2100	–
2.0 TDCi Ford EcoBlue 170 PS (125 kW)	4.43	●	–	–	–	–	–	–	2200
2.0 TDCi Ford EcoBlue 170 PS (125 kW) Auto	3.65	●	–	–	–	–	–	–	1150

● = Standard, ○ = Option, at extra cost. **Note:** All engines are Stage 6 unless stated and include coated diesel particulate filter (cDPF). [®]The illustrated axle ratio shown is the one available dependent upon model, GVM payload and engine combination. *Van only. **Vehicles fitted with optional rear air suspension are not suitable for towing and therefore have no trailer plate value. Maximum unbraked trailer mass is 750kg.

Model availability

	260 L1 H1	260 L1 H2	280 L1 H1	280 L1 H2	290 L1 H1	290 L2 H1	300 L1 H1	300 L1 H2	300 L2 H1	300 L2 H2	310 L1 H1	310 L1 H2	310 L2 H1	310 L2 H2	320 L1 H1	320 L1 H2	320 L2 H1	320 L2 H2	340 L1 H1	340 L1 H2	340 L2 H1
Van																					
2.0 TDCi Ford EcoBlue 105 PS (77 kW)	●	●	●	●	-	-	●	●	●	●	-	-	-	-	-	-	-	-	-	-	-
2.0 TDCi Ford EcoBlue 130 PS (96 kW)	-	-	●	●	-	-	●	●	●	●	-	-	-	-	●	●	●	●	●	●	●
2.0 TDCi Ford EcoBlue 130 PS (96 kW) 6-speed automatic	-	-	●	●	-	-	●	●	●	●	-	-	-	-	-	-	-	-	-	-	●
2.0 TDCi Ford EcoBlue 170 PS (125 kW)	-	-	●	●	-	-	●	●	●	●	-	-	-	-	-	-	-	-	-	-	●
2.0 TDCi Ford EcoBlue 170 PS (125 kW) 6-speed automatic	-	-	●	●	-	-	●	●	●	●	-	-	-	-	-	-	-	-	-	-	●
2.0 TDCi Ford EcoBlue 170 PS (125 kW) 6-speed manual (Sport series)	-	-	-	-	-	-	-	-	-	-	●	-	-	-	-	-	-	-	-	-	-
2.0 TDCi Ford EcoBlue 170 PS (125 kW) 6-speed automatic (Sport series)	-	-	-	-	-	-	-	-	-	-	-	-	-	-	-	-	-	-	-	-	-
Double Cab-in-Van																					
2.0 TDCi Ford EcoBlue 105 PS (77 kW)	-	-	●	-	-	-	-	-	●	-	-	-	-	-	-	-	-	-	-	-	-
2.0 TDCi Ford EcoBlue 130 PS (96 kW)	-	-	●	-	-	-	●	-	●	-	-	-	-	-	-	-	-	-	-	-	-
2.0 TDCi Ford EcoBlue 130 PS (96 kW) 6-speed automatic	-	-	-	-	-	-	-	-	●	-	-	-	-	-	-	-	-	-	-	-	-
2.0 TDCi Ford EcoBlue 170 PS (125 kW)	-	-	-	-	-	-	-	-	●	-	-	-	-	-	-	-	-	-	-	-	-

Note: ● = Available, – = Not available. **L1** = Short wheelbase, **L2** = Long wheelbase, **H1** = Low Roof, **H2** = High Roof. All engines are Stage 6 with 6-speed manual transmission unless otherwise stated.

Model availability

	320 L1 H1 (M1)	320 L1 H2 (M1)	320 L2 H1 (M1)	320 L2 H2 (M1)	340 L1 H1 (M1)	340 L1 H2 (M1)	340 L2 H1 (M1)	340 L2 H2 (M1)
Kombi								
2.0 TDCi Ford EcoBlue 105 PS (77 kW)	●	●	●	●	-	-	-	-
2.0 TDCi Ford EcoBlue 130 PS (96 kW)	●	●	●	●	-	-	-	-
2.0 TDCi Ford EcoBlue 130 PS (96 kW) 6-speed automatic	●	●	●	●	-	-	-	-
2.0 TDCi Ford EcoBlue 170 PS (125 kW)	-	-	-	-	-	-	-	-
2.0 TDCi Ford EcoBlue 170 PS (125 kW) 6-speed automatic	-	-	-	-	-	-	-	-

Note: ● = Available, – = Not available. **L1** = Short wheelbase, **L2** = Long wheelbase, **H1** = Low Roof, **H2** = High Roof. All engines are Stage 6 with 6-speed manual transmission unless otherwise stated. * = Kombi M1 only.

Styling and appearance

	Base	Trend	Limited*	Sport
Wheels				
Steel – 15"x6½" (Fitted with 215/65 R15 BSW tyres)* (standard for 260, 280, 300 series) (not available with automatic transmission)	●	●	–	–
Steel – 16"x6½" (Fitted with 215/65 R16 BSW tyres)* (standard on 320 and 340 series or if specified with automatic transmission)	●	●	–	–
Alloy – 16"x6½" 5x2-spoke, Sparkle Silver finish. (Fitted with 215/65 R16 BSW tyres)* (includes locking wheel nuts)	–	○	●	–
Alloy – 17"x7" 5x2-spoke, Bright/Machined Black finish. (Fitted with 235/55 R17 BSW tyres)* (includes locking wheel nuts)	–	–	–	●
Wheel covers – Half caps	●	–	–	–
Wheel covers – Full	–	●	–	–
Spare – Full-size steel with tool kit	●	●	●	–
Spare – Mini steel with tool kit	–	–	–	●
Tyre inflator kit (Available with Marketing Flex Pack 17)	□	□	□	–
Design features				
Bodyside mouldings – Body colour	–	–	●	●
Front bumper – Body colour	–	●	●	●
Rear bumper – Partial Body colour (Bumper End Caps)	–	●	–	–
Rear bumper – Body colour	–	–	●	●
Door handles – Body colour	–	–	●	●
Tailgate/cargo door handle – Body colour	–	–	●	●
Partial dress up kit – Front skid plate self colour bright silver surface and front and rear wheel arch extensions (flares, self colour grey, grained surface) (Optional on Kombi M1 Base only)	○	○	○	–
Sport Styling kit – Body colour front lower bumper skirt, side skirts, rear bumper skirt corners and front and rear wheel arch extensions. Unique fog light bezel and rear mudflaps plus twin stripes on bonnet and front lower bumper	–	–	–	●
Rear privacy glass (Van only)	○	○	–	–
Rear privacy glass (Double Cab-in-Van and Kombi only)	○	●	●	–
Mudflaps – Front	●	●	●	–
Headlining – Cab, moulded (Van only)	●	●	●	●
Headlining – Extended, moulded (Double Cab-in-Van only)	●	●	●	●
Headlining – Full length, moulded (Kombi only)	●	●	–	–
Front grille – 3 bar mould in colour	●	●	–	–
Front grille – 3 bar mould in colour with gloss black fins	–	–	–	●
Front grille – 3 bar mould in colour with chrome surround	–	–	●	–
Paint				
Paint – Solid	●	●	●	●
Paint – Metallic	○	○	○	○

● = Standard, ○ = Option, at extra cost, □ = Part of an option pack, at extra cost. *Not available on Kombi.
*The wheel you choose will be fitted with the tyre size noted, but no choice of tyre brand is available. *Not available on Kombi. ** Ford Emergency Assistance is an innovative SYNC feature that uses a Bluetooth®-paired and connected mobile phone to help vehicle occupants initiate a direct call to the local Communications Centre, following a vehicle crash event involving an airbag deployment or fuel pump shut off. The feature operates in more than 40 European countries and regions. **Note:** The Bluetooth® trademark and logos are owned by the Bluetooth SIG, Inc. and any use of such marks by Ford Motor Company Limited is under licence. Other trademarks and trade names are those of their respective owners.

Driving experience

	Base	Trend	Limited*	Sport
Driver assistance				
Speed Limiter – 90 km/h (56 mph)	○	○	○	○
Speed Limiter – 100 km/h (62 mph)	○	○	○	○
Speed Limiter – 110 km/h (70 mph)	○	○	○	○/–
Trailer Sway Control (TSC) ¹⁾ (activated with Ford trailer tow attachments)	□	□	□	□
Blind Spot Information System with Cross Traffic Alert ²⁾ (contains power-foldable, electrically-operated and heated door mirrors)	○	○	○	○
Lane-Keeping Alert ²⁾ (includes Driver Alert ²⁾ and auto high beam ¹⁾ , mid series instrument cluster, leather-trimmed steering wheel, automatic on/off headlight controls and Quickclear heated windscreen)	○/□	○/□	○/□	●
Traffic Sign Recognition ²⁾ with Intelligent Speed Assist ²⁾ – Requires Adaptive Cruise Control and Navigation	□	□	□	□
Cruise control ²⁾ (includes leather-trimmed steering wheel and Adjustable Speed Limiter ²⁾)	○	●	●	●
Adaptive Cruise Control ²⁾ (includes leather-trimmed steering wheel, Adjustable Speed Limiter ²⁾), front and rear parking sensors, Pre-Collision Assist ¹⁾ and Traffic Sign Recognition ²⁾ (Only when specified with Lane Keeping Alert)	–	○	○	○
Parking distance sensors – Front and rear	○/□	●	●	●
Front, independent MacPherson struts, variable rate coil springs, stabiliser bar and gas-pressurised shock absorbers. Rear, leaf springs and gas-pressurised shock absorbers	●	●	●	●
Hill Start Assist (HSA) ²⁾	●	●	●	●
Shift Indicator Light	●	●	●	●
Exterior lighting				
Headlights – Daytime running lights (Trend, Limited and Sport will receive LED daytime running lights)	●	●	●	●
Headlights – Automatic on/off (includes autowipers)	□	●	●	●
Headlights – Courtesy delay, 30 seconds duration	●	●	●	●
Headlights – Halogen projector headlights with LED daytime running lights and dynamic cornering	○	●	●	●
Headlights – High Intensity Discharge Headlights with LED daytime running lights and dynamic cornering	–	○	○	○
Fog lights – Front with adaptive cornering	□	●	●	●
Door mirrors – Blind spot eliminator and integrated side indicator	●	●	●	●
Suspension				
Rear air suspension (only available on Kombi M1 310 L2 series and manual transmission - GVM reassigned to 310)	○	○	–	–
Instruments and controls				
Tyre Pressure Monitoring System (TPMS) ¹⁾ (standard on M1 models and Sport)	●/○	●/○	○	●
Tachograph – Digital, electronic, 24-hour (requires manual transmission)	○	○	○	○
Option Packs				
Rear-view camera – Fixed, contains front and rear parking distance sensors	○	○/□	○/□	●
Visibility Pack 1 – Quickclear heated windscreen, washer fluid sensor and electrically-operated and heated door mirrors	○	–	–	–
Visibility Pack 2 – Quickclear heated windscreen, washer fluid sensor, electrically-operated and heated power-foldable door mirrors, automatic headlights, autowipers, front fog lights and variable cluster dimming	–	●	●	–
Visibility Pack 3 – Lane-Keeping Alert (including Quickclear heated windscreen, auto high beam and Driver Alert), rear-view camera, washer fluid sensor, mid series instrument cluster, electrically-operated and heated power-foldable door mirrors, automatic headlights, autowipers, front fog lights, leather-trimmed steering wheel, cruise control with Adjustable Speed Limiter, SYNC audio system and variable cluster dimming	–	○	○	●

● = Standard, ○ = Option, at extra cost. □ = Part of an option pack, at extra cost. *Not available on Kombi.
¹⁾Safety feature, ²⁾Driver assistance feature.



Performance and efficiency

	Base	Trend	Limited*	Sport
Instruments and controls				
Trip computer distance to empty, instant and average fuel consumption, average speed, outside temperature	●	●	●	●
Technology				
Auto-Start-Stop system (standard on M1 models or if specified with automatic transmission)	○	○	○	○
Acceleration control	○	○	○	○
Standard – 70 litres	●	●	●	●
Urea aftertreatment system – 21 litre	●	●	●	●
Water in fuel filter with sensor	●	●	●	●

● = Standard, ○ = Option, at extra cost. *Not available on Kombi.

Rear air conditioning

A separate air conditioning system is available for the rear passenger compartment, operated via the system's own rotary controls. (Option on Kombi)



Comfort and convenience

	Base	Trend	Limited*	Sport
Interior convenience				
Header mounted package tray (Van only)	●	●	●	-
Glovebox – With lid and A4 file storage capability	●	-	-	-
Glovebox – Lockable	-	●	●	●
Smokers' Pack – Cigar lighter and ash cup	○	○	○	○
Cargo net kit (Van only)	○	○	○	○
Bottle holder – Twin, 2-litre bottle capacity, facia-mounted	●	●	●	●
Storage – Front door map pockets	●	●	●	●
Storage – Driver's side, storage compartment on facia top	●	●	●	●
Storage – Underseat stowage compartment (under dual passenger seat)	●	●	●	●
Audio and communication systems				
Audio – Pre-equipment pack (not available with rear-view camera)	○	-	-	-
Single DIN AM/FM Radio, four front speakers (two woofers and two tweeters), remote audio controls and a USB connectivity port with iPod® functionality and Bluetooth® (Van and Double-Cab-in-Van only) (not available with rear-view camera)	●	-	-	-
Connection Radio (includes Emergency Assistance*), with four front speakers (two woofers and two tweeters) (Kombi M1 and N1 have six speakers), 4" TFT display, remote audio controls, USB connectivity port with iPod® functionality and Bluetooth® (Standard on Kombi M1 and optional on Van and Double-Cab-in-Van)	●/○	-	-	-
Connection Radio with DAB (includes Emergency Assistance*), 4" TFT display, Bluetooth®, USB connectivity port with iPod® functionality, remote audio controls, with four front speakers (two woofers and two tweeters) (Kombi M1 get six speakers)	-	●	-	-
AM/FM Radio with DAB, SYNC (includes Emergency Assistance*) with Bluetooth®, Voice Control System, AppLink®, audible text messaging and privacy mode, 8" touchscreen display, integrated control panel, remote audio controls, USB connectivity port with iPod® functionality four speakers (two woofers and two tweeters) (Kombi M1 get six speakers),	○	○	●	●
AM/FM Radio with DAB, imbedded navigation, SYNC (includes Emergency Assistance*) with Bluetooth®, Voice Control System, AppLink®, audible text messaging and privacy mode, 8" touchscreen display, extended integrated control panel, USB connectivity port with iPod® functionality, remote audio controls, four front speakers (two woofers and two tweeters) (Kombi M1 get six speakers)	○	○/□	○/□	○/□
Climate control				
Air conditioning – Front, filter-air pollen purifier	○	○	●	●
Air conditioning – Rear, includes front air conditioning (Kombi only)	○	○	-	-
Heater – Recirculation	●	●	●	●
Heater – Positive Thermal Co-efficient (PTC) (Kombi only)	●	●	-	-
Heater – Rear compartment, water (Kombi only)	○	○	-	-

● = Standard, ○ = Option, at extra cost, □ = Part of an option pack, at extra cost. *Not available on Kombi.

*Ford Emergency Assistance is an innovative SYNC feature that uses a Bluetooth®-paired and connected mobile phone to help vehicle occupants initiate a direct call to the local Communications Centre, following a vehicle crash event involving an airbag deployment or fuel pump shut off. The feature operates in more than 40 European countries and regions. **Note:** The Bluetooth® trademark and logos are owned by the Bluetooth SIG, Inc. and any use of such marks by Ford Motor Company Limited is under licence. Other trademarks and trade names are those of their respective owners.

Comfort and convenience

	Base	Trend	Limited*	Sport
Interior lighting				
Courtesy lights – Header-mounted, front with theatre dimming	●	-	-	-
Courtesy lights – Header-mounted, front map lights	-	●	●	●
Courtesy lights – Footwell illumination (side load door only) (not available on Base Van)	●	●	●	●
Courtesy lights – Rear seat courtesy lights with theatre dimming (Kombi, and Double Cab-in-Van only)	●	●	●	-
Loadspace compartment lights	●	●	●	●
Loadspace compartment lights – LED (Van and Double Cab-in-Van only)	○	○	○	○
Seating				
Driver's seat – 8-way (fore/aft; recline; height; and tilt) with armrest	●	-	-	-
Driver's seat – 8-way (fore/aft; recline; height and tilt) with armrest (Van only)	-	-	-	●
Driver's seat – 8-way (fore/aft; recline; height and tilt) with armrest and heated seats (Van only)	-	○	-	-
Driver's seat – 10-way (fore/aft; recline; height; tilt and lumbar) with armrest	○	●	○	-
Driver's seat – 10-way heated (fore/aft; recline; height; tilt and lumbar) with armrest	○	○	●	-
Front passenger's seat – Single, 4-way (fore/aft; and recline) (Standard for DCiV 280s on Base)	○ / ●	-	-	-
Front passenger's seat – Single, 4-way heated (fore/aft; and recline)	○	-	-	-
Front passenger's seat – Single, 8-way heated (fore/aft; recline; height and tilt) - Van	○	○	○	○
Front passenger's seat – Single, 8-way heated (fore/aft; recline; height and tilt) - Kombi and Double-Cab-in-Van	○	○	○	-
Front passenger's seat – Dual, fixed back with split lift-up seat cushion for stowage	●	○	-	-
Front passenger's seat – Dual, fixed back with split lift-up seat cushion for stowage, fold out table	-	●	-	-
Front passenger's seat – Dual, heated fixed back with split lift-up seat cushion for stowage, fold out table (not available on L1 Double Cab-in-Van 280 series)	○	○	●	●
Rear seats – Second row; triple wide seats (2+1), foldable and detachable (Kombi M1 only)	●	●	-	-
Rear seats – Second row; 3-passenger bench with underseat stowage (Double Cab-in-Van only)	●	●	●	-
Rear seats – Third row; triple wide seats (2+1), foldable and detachable (Kombi M1 only)	●	●	-	-
Rear seats – Recline and second row armrests (Kombi only)	-	○	-	-

Configurable unlocking

Transit Custom's locking system lets you open one individual door without automatically unlocking the others. The other doors stay securely locked until you activate a switch on the driver's door.



Comfort and convenience

	Base	Trend	Limited*	Sport
Instruments and controls				
Steering column – Rake- and reach-adjustable	●	●	●	●
Door mirrors – Manual adjust	●	-	-	-
Door mirrors – Electrically-operated and heated	○ / □	-	-	-
Door mirrors – Power-foldable, electrically-operated and heated	○ / □	●	●	●
Door mirrors – Body colour caps	-	●	●	●
Wipers – Front, variable/intermittent with electric wash	●	-	-	-
Wipers – Automatic with rain sensor (includes automatic headlights)	□	●	●	●
Wipers – Rear with auto reverse wipe and electric wash (only available with glazed rear doors or tailgate, not available on Double-Cab-in-Van 280 series, standard on Kombi Trend)	○	○ / ●	-	-
Grab Handles 1 – Mini overhead console, illuminated driver sunvisor, sunglasses storage (Van and Double-Cab-in-Van only)	-	-	●	●
Grab Handles 2 – Includes mini overhead console	●	●	□	□
Steering wheel – Polyurethane	●	-	-	-
Steering wheel – Leather-trimmed	□	●	●	●
Gearshift knob – Leather-trimmed	-	-	●	●
Windows – Electrically-operated front with one-touch lowering on driver's side	●	●	●	●
Technology				
Ford Easy Fuel capless refuelling system with misfuel inhibit	●	●	●	●
Quickclear heated windscreen	□	●	●	●
Power-assisted steering (PAS)	●	●	●	●
Option Packs				
Marketing Flex Pack – Allows the option to remove the spare wheel	○	○	○ / -	-

● = Standard, ○ = Option, at extra cost, □ = Part of an option pack, at extra cost. *Not available on Kombi.

*Ford Emergency Assistance is an innovative SYNC feature that uses a Bluetooth®-paired and connected mobile phone to help vehicle occupants initiate a direct call to the local Communications Centre, following a vehicle crash event involving an airbag deployment or fuel pump shut off. The feature operates in more than 40 European countries and regions. **Note:** The Bluetooth® trademark and logos are owned by the Bluetooth SIG, Inc. and any use of such marks by Ford Motor Company Limited is under licence. Other trademarks and trade names are those of their respective owners.

Safety and security

	Base	Trend	Limited*	Sport
Safety				
Airbag – Driver's ¹⁾	●	●	●	●
Airbag – Front passenger's ^{*1)} (includes passenger's airbag deactivation switch) (standard on all series for Kombi)	● / ○	● / ○	●	●
Airbag – Front side and curtain airbags ¹⁾	□	□	□	□
Seat belts – 3-point diagonal inertia reel (all seats) ¹⁾	●	●	●	●
ISOFIX child seat – 2 x second row attachments ¹⁾ (Kombi M1, and Double Cab-in-Van only)	● / –	● / –	● / –	● / –
Security				
Alarm – Perimeter	○	○	–	–
Alarm – Thatcham Category 1 (Van) – Cab interior sensing, inclination sensor and trailer coupling, when fitted (includes remote locking with 2 key fobs) (only available with full unglazed bulkheads and unglazed rear door)	○	○	●	●
Alarm – Thatcham Category 1 (Double Cab-in-Van) – Cab interior sensing, inclination sensor and trailer coupling, when fitted (includes remote locking with 2 key fobs) (only available with glazed moulded bulkhead and unglazed rear door)	○	○	●	●
Locks – Power central locking (Optional on Kombi Trend only)	○	○ / –	–	–
Locks – Power door deadlocks, shielded with strengthened mountings	●	●	●	●
Locks – Remote control central locking with one key fob	●	–	–	–
Locks – Remote control central locking with two key fobs	○	●	●	●
Locks – Fleet key (not available on Van Sport)	○	○	○	–
Locks – Configurable unlocking (Van) 2-stage unlocking*	●	●	●	●
Locks – Configurable unlocking (Double Cab-in-Van/Kombi) 2-stage unlocking*	●	●	●	–
Locks – Configurable unlocking independent driver's door unlocking*	○	○	–	–
Locks – Configurable unlocking courier unlocking with auto slam lock, zonal opposite door relocking and 3 second auto relocking*	○	○	–	–
Locks – Auto relocking, doors relock after 45 seconds if no door is opened	●	●	●	●
Locks – Audio mis-lock feedback, audible signal if a door is ajar when locking activated	●	●	●	●
Locks – Auto locking on drive-away, doors automatically lock at (5 mph) (standard on Van)	●	●	●	●
Immobiliser – Safeguard Passive Anti-Theft System (PATS) (Insurance-approved Category 2 immobiliser)	●	●	●	●
Brakes				
Electronic Stability Control (ESC) ¹⁾	●	●	●	●
Emergency Brake Warning ²⁾	●	●	●	●
Dual-circuit, with self-adjusting servo-assistance and ABS. Front and rear discs	●	●	●	●
Anti-lock braking system (ABS) with electronic brake-force distribution (EBD) ¹⁾	●	●	●	●

*L1 version with 15" steel wheels; 11.6 m with 16" wheels; 11.8 m with 17" wheels; 12.1 m with 18" alloy wheels (option).

10.9 m
turning circle*



Safety and security

	Base	Trend	Limited*	Sport
Technology				
Load Adaptive Control (LAC) ¹⁾	●	●	●	●
Emergency Brake Assist (EBA) ¹⁾	●	●	●	●
Roll Stability Control (RSC) ¹⁾	●	●	●	●

● = Standard, ○ = Option, at extra cost, □ = Part of an option pack, at extra cost, ¹⁾Safety feature ²⁾Driver assistance feature. *For details of the configurations available please consult your Ford Dealer. **Please note:** Configurable locking must be defined at the time of order, it cannot be ordered as a Dealer-fitted option or accessory. *Not available on Kombi. ***Note: A rear-facing child seat should never be placed in the front passenger seat when the Ford vehicle is equipped with an operational front passenger's airbag.**

Utility

	Base	Trend	Limited*	Sport
Body				
Doors, Van and Double Cab-in-Van – Unglazed rear doors, hinged for 180° opening, positive stop at 90°	●	●	●	●
Doors, Kombi M1 – Glazed rear doors, hinged for 90° opening	●	●	–	–
Rear cargo doors – Glazed and heated (standard on Kombi, optional on Van and Double-Cab-in-Van)	● / ○	● / ○	–	–
Doors – Glazed rear tailgate (in lieu of rear doors) (not available on Double-Cab-in-Van L1 280 Base & Trend)	○	○	○	○
Side windows, Van – Second row, driver and passenger's side, fixed (only available with sliding side load door)	○	○	–	–
Side windows, Double-Cab-in-Van, Kombi – Second row, fixed (Standard on Kombi)	● / ○	● / ○	–	–
Side windows, Double-Cab-in-Van, Kombi – Second row, flip-open (Standard on Double Cab-in-Van)	● / ○	● / ○	●	–
Side windows – Third row, driver and passenger's side, fixed (Kombi only)	●	●	–	–
Body – H1 (Low Roof)	●	●	●	●
Body – H2 (High Roof) (not available on Double Cab-in-Van)	○ / –	○ / –	○ / –	–
Doors – Passenger's sliding side load door and step (not available to Limited series on Double-Cab-in-Van)	●	●	● / –	●
Doors – Driver and passenger's side sliding load door and step (Van and Kombi)	○	○	○	○
Doors – Driver and passenger's side sliding load door and step (Double-Cab-in-Van only, excluding L1 280 Base/Trend series and 300L Limited series with manual transmission)	○	○	●	●
Running boards (only available with sliding passenger side load door) (Double Cab-in-Van and Kombi only)	○	○	–	–
Running boards – Door length, contains dual slide load door (Double-Cab-in-Van, and Kombi only)	○	○	○	–
Engine undershield	○	○	○	○
Carpet and trim				
Floor covering – Cab, easy-clean rubber (not available to Double-Cab-in-Van)	●	●	●	●
Floor covering – Full length, easy-clean rubber (standard on Kombi only, and optional on Double Cab-in-Van only)	● / ○	● / ○	–	–
Floor covering – Extended to bulkhead, easy-clean rubber (Double Cab-in-Van only)	●	●	–	–
Floor covering – Extended to bulkhead, carpet, with easy clean rubber after bulkhead (Double Cab-in-Van only)	–	–	●	–
Assist handle – Located on B-pillar (standard on Double Cab-in-Van and Kombi)	● / ○	● / ○	● / ○	○
Complete rear sidewall trim half-height board (optional on Van Base only)	● / ○	●	●	●

● = Standard, ○ = Option, at extra cost, □ = Part of an option pack, at extra cost. *Not available on Kombi.

Utility

	Base	Trend	Limited*	Sport
Certification				
Vehicle Identification Number – Visible	●	●	●	●
Electrical				
Battery – Cold start (-20°C)	●	●	●	●
Battery – Twin Improved Flooded (IF), Cold start (-29°C)	○	○	○	○
Alternator – Standard duty (165 Amp)	●	●	●	●
Alternator – Extra heavy duty (240 Amp)	○	○	○	○
Power point – 150 Watt (230-volt) power converter	○	○	○	○
Power point socket – 12 V (located in rear) (standard on Kombi)	●/○	●/○	○	○
Power point socket – 12 V (located on instrument panel and in stowage bin)	●	●	●	●
Battery – Twin High Performance deep-cycle AGM batteries (2 x 80 Ah capacity, 800 CCA batteries)	○	○	○	○
Exterior functional				
Roof rack – Integrated and stowable (not available on Double-Cab-in-Van 280 L1 and Van 310 L2)	○/–	○/–	○	–
Mudflaps – Front & rear	●	●	●	–
Tow bar with Trailer Sway Control with 13-pin electrics (tachograph may be required) (not available on Double-Cab-in-Van 280 L1 Base/Trend, or on Sport series with automatic transmission)	○/–	○/–	○	○/–
Rear window ladder (only available with hinged rear doors)	○	○	○	○
Loadspace compartment				
Bulkhead – Less (Kombi only)	●	●	–	–
Bulkhead – Full width metal, unglazed (Van only with single passenger seat)	○	○	○	○
Bulkhead – Full width metal with window (Van only with single passenger seat)	○	○	○	○
Bulkhead – Full width metal, unglazed with load-through facility (Van only with dual passenger seat)	●	●	●	●
Bulkhead – Full width metal with window and load-through facility (Van only with dual passenger seat)	○	○	○	○
Bulkhead – Moulded with window (Double Cab-in-Van only)	●	●	●	–
Easy to Clean Load Floor (Van only)	○/□	●	●	●
Load compartment – 2 x DIN 75410 compliant tie-down loops (L1 Kombi only)	●	●	–	–
Load compartment – 4 x DIN 75410 compliant tie-down loops (L2 Kombi only)	●	●	–	–
Load compartment – 4 x DIN 75410 compliant tie-down loops (Double Cab-in-Van only)	●	●	●	●
Load compartment – 8 x DIN 75410 compliant tie-down loops (standard on Van only)	●	●	●	●
Interior roof rack (available on Van only with unglazed 180° opening hinged rear doors)	○	○	○	○
Load area protection kit – Complete rear sidewall trim full-height board and Easy to Clean Load Floor (Van only)	○	○	●	●
Load retention pack (Van only)	○	○	○	○
Cargo net kit (Van only)	○	○	○	○
Instruments and controls				
First aid kit	○	○	○	○

● = Standard, ○ = Option, at extra cost, □ = Part of an option pack, at extra cost. *Not available on Kombi.

Special Vehicle Options

	SVO Code	Base	Trend	Limited*	Sport
Body					
Omit passenger seat (no pedestal) (not available on Double Cab-in-Van)	A304	○	–	–	–
Electrical					
Engine RPM speed control, 1300-3000 rpm (requires manual transmission)	A003	○	○	–	–
Auxiliary fuse panel	A526	○	○	–	–
Beacon Preparation Pack – Switch and wiring front and rear (includes auxiliary fuse panel (A526) and mini overhead console Single DIN) (not available to order with tachograph)	A606	○	○	–	–
High Specification Interface Connector (provides a range of hardwired signals and power for converters (includes auxiliary fuse panel (A526) (cannot be ordered with Utility Vehicle Switch Pack (A607)) (not available on Kombi M1)	A608	○	○	–	–
Trailer tow electrics (connector and wiring) – without the tow bar	A055	○	○	–	–
Ford Programmable Battery Guard – Patented 10-mode programmable battery guard system capable of protecting Ford and third party battery (not available with 230 V power converter)	A540	○	○	–	–
Convertor – High-power supply system – Meets heavy power-take-off requirements by equipping vehicles with two high performance deep cycle AGM Batteries (2 x 80 Ah), 240 A alternator, engine RPM speed control and the Ford Programmable Battery Guard (not available with 230 V power converter) (not available with automatic transmission)	A550	○	○	–	–
Other					
Manual Regen Initiation	A660	○	○	–	–
Special paint, 140 colours available, consult Dealer for details*	Various	○	○	–	–

*SVO paint suffix must be entered at time of ordering. SVO paint pulls self-colour (black) bumpers, bodyside mouldings, mirror housings and door handles.*Not available on Kombi.

Integrated roof rack

Ingenious roof rack can carry up to 130 kg of cargo (80 kg on Sport). Folds away flat when not in use to improve fuel economy and reduce wind noise. (Option and accessory on H1 models)



A place for everything



Bottles and beverages

Bottle holders are positioned on either side of the dash panel, while manual transmission models have a retractable cup holder in the centre console.

Large door pockets can each hold an A4 clipboard and and a two-litre drink bottle.



Innovative stowage solutions

Functional storage options include a 'hidden' box with a 12V socket above the instrument cluster and a large lockable glovebox.



Coin and small item storage

Stowage pockets, bins and hooks make efficient use of the cab space.



Optimal cab stowage

With plenty of room for your essential items, Transit Custom helps make your workday easy and efficient.



Next steps



test drive

Visit your Transit Centre and test drive the Ford Transit Custom for yourself. Find your local Transit Centre on www.ford.ie



build

Build and price your new Ford Transit Custom to your exact specification and see how it looks at www.ford.ie



own

When you drive away in your new vehicle, we're with you all the way. Ford has a large authorised service network to help you keep your vehicle in the best condition. And should your new Ford ever require accident repair, a Ford Accident Repair Centre is the best place to get your vehicle back to its pre-accident condition and on the road as quickly as possible



finance

When it comes to financing your vehicle, Ford Credit's size and expertise means they're well placed to provide you with a wide range of finance products. Ford Credit provides a range of finance products for your vehicle whether you are a private or business user.

The credit provider of these products is Bank of Ireland Leasing Ltd, trading as Ford Credit.

The FORD and FORD CREDIT trademarks are owned by Ford Motor Company and are used under licence.

For more information about the finance products provided by Ford Credit visit www.ford.ie



contact

1890 812 813



FordPass is a new platform that will empower you to rethink the way you move. Through a collection of personal, digital and physical solutions, FordPass will provide you with more mobility options so you can go further than you thought possible. These include Live Traffic and locating parking amongst many others. Find out more at www.ford.ie

Illustrations, descriptions and specifications. This catalogue was correct at the time of going to print. However, Ford policy is one of continuous product development. The right is reserved to change specifications, colours and prices of the models and items illustrated and described in this publication at any time. For the latest details always consult your Ford Dealer. **Optional equipment.** Throughout this publication, wherever a feature is described as being an 'Option' or 'Option Fitment/Pack' etc, you should assume that it will be at extra cost to the base vehicle, unless specifically stated to the contrary. All models and colour combinations are subject to availability. **Note.** Some images portrayed are of a pre-production model and/or are computer generated, therefore, the design/features on the final version of the vehicle may differ in various respects. In addition, some of the features shown on the vehicles may be optional. **Note.** This brochure contains both original Ford accessories as well as a range of products from our suppliers. Fitment of accessories may have an impact on your vehicle's fuel consumption. **+** The identified accessories are carefully selected third party supplier branded accessories which do not come with a Ford warranty but are instead covered by the third party supplier's own warranty, the details of which can be obtained from your Ford Dealer. **Note.** The Bluetooth® word mark and logos are owned by the Bluetooth SIG, Inc. and any use of such marks by Ford Motor Company is under licence. The iPod word mark and logos are the property of Apple Inc. Other trademarks and trade names are those of their respective owners. **Note.** Some driver assistance features and safety features described in this brochure are designed to function using sensors, whose performance may be affected under certain weather or environmental conditions.



Published by Henry Ford & Son Limited,
Elm Court, Boreenmanna Road, Cork,
Ireland.

BJN 206462.FoE I55E.
0219/IRL en
August 2018.

© Ford Motor Company Limited.

